





SCREENING TECHNOLOGY

Comprehensive technical data of screening machines for a wide range of applications

2024

Special edition of AT MINERAL PROCESSING



Reduce CO₂ by tens of thousands of tons?

**ENDURON®
HPGR**



WEIR

Copyright © 2021 Weir Minerals Australia Ltd.
All rights reserved.

The answer is Enduron®

We all know HPGR technology exists. Why have we not moved to a more sustainable approach? The Enduron® HPGR uses up to 40% less energy without grinding media, compared to traditional solutions. Combined this could reduce your CO₂ by tens of thousands of tons annually. Plus, with our exclusive skewing and bearing system, you'll increase your mine's performance, reliability and efficiency. The real question isn't why should you make the switch, it's why not?

Make the switch to Enduron® HPGR.
Visit enduronhpgr.weir to find out more.

AT SCREENING TECHNOLOGY 2024

2 COMPANY PROFILES

- 2 Derrick Corporation
- 3 HAVER & BOECKER NIAGARA
- 4 IFE Aufbereitungstechnik GmbH
- 5 JÖST GmbH & Co. KG
- 6 Kwatani (Pty) Ltd
- 7 AUGUST MÜLLER GMBH & Co. KG
- 8 SPALECK GmbH & Co. KG
- 9 SWECO EUROPE S.A.

10 DATA SHEETS AND TABLES/ SERIES AND TYPES

- 10 Circular motion vibrating screen
- 18 Linear motion vibrating screen
- 24 Tumbler screen/Gyratory screen
- 28 Trommel screen
- 28 Mobile Trommel screen
- 30 Elliptical motion vibrating screen
- 32 Others
- 36 Tension shaft screen / Flip-flow screen
- 38 Accessories
- 40 Analysis and laboratory sieves
- 42 Screen linings
- 44 Mobile screen combined operation
- 46 Mobile screen standalone operation

51 INDEX OF SUPPLIERS AND MANUFACTURERS

- 51 Suppliers
- 52 Screens
- 54 Screening surfaces
- 55 Wear
- 56 Analysis/Laboratory sieves
- 57 Accessories

AT SCREENING TECHNOLOGY

is published by Bauverlag BV GmbH | Friedrich-Ebert-Str. 62 | 33330 Gütersloh and is a supplement of the Bauverlag journals

AT MINERAL PROCESSING
EUROPE

AT MINERAL PROCESSING
WORLDWIDE

ZKG
CEMENT
LIME | GYPSUM

tunnel



Legendary Technology. Modern Efficiency.™

Derrick® Corporation is a family-owned and operated company with a global presence focused on pioneering fine separation technology and leading the industry in designing and manufacturing high-frequency vibratory screening machines and patented screen surfaces for more than 70 years. We empower our global family to responsibly maximize resource efficiency for a greener world. Our legendary technology has allowed processors to successfully screen a wide variety of wet or dry fine materials – coal, copper ore, gold, industrial minerals, fertilizers, iron ore, plastics, silica sand, and potash – in the range of 10 mm to 38 µm.

Modern efficiencies save energy, increase product recovery and quality, and maximize profits for processors. Additionally, structural requirements for Derrick Screens are considerably less than competing technologies due to the smaller footprint and transmission of virtually no dynamic load to the support structure.


Derrick Stack Sizer

The Derrick® Stack Sizer® redefines fine particle wet screening, offering high capacity and exceptional efficiency in minimal space. Consisting of up to five individual screen decks positioned one above the other and operating in parallel, the Stack Sizer provides a unique combination of high capacity and efficiency that sets it far above the nearest competition.

A Derrick 5-deck Stack Sizer fitted with Polyweb® panels recently replaced competing Chinese technology at a silica sand plant in Gujarat, India. Derrick's fine screens removed 100% of coarse grains in processed materials while eliminating equipment downtime and costly, time-consuming waste removal.



A 5-deck Derrick Stack Sizer fitted with Polyweb panels allows a silica sand plant customer to process 800 metric tons per line each day.



Polyweb high-temperature dry screens as fine as 140 mesh (104 microns)

With increased efficiency, reduced energy consumption, and less waste byproduct, the plant, which produces high-quality silica sand at competitive rates for glass production, will see a total return on investment in a short turnaround.

The patented Derrick Stack Sizer consists of up to five individual screen decks positioned one above the other and operating in parallel. A custom-engineered single or multiple-stage Flo-Divider system representatively splits the feed slurry to each Stack Sizer and then to the decks on each machine. Ample space is provided between each screen deck for easy observation during operation and easy access for maintenance and replacement of screen surfaces. Each screen deck has an undersize collection pan, discharging to a launder with a single outlet. Similarly, the oversize from each of the screen decks collects in a single hopper with a common outlet.

Polyweb® Screen Surfaces

Unlike other urethane panels, Derrick's Polyweb® panels are not only abrasion resistant, they offer a high open area and anti-blinding properties with performance that rivals conventional woven wire screens. Processing plants throughout the world have realized significant cost savings using Polyweb panels. Polyweb panels frequently last 6-12 months. Polyweb screens provide unmatched classification, resist blinding, and produce a higher-quality product. The panels can achieve wet separation as fine as 45 µm and dry separation as fine as 104 µm.

Derrick Dry Screening Applications

For dry screening applications, Derrick offers a wide assortment of single and multi-deck machines, including a 1.2 m x 3 m Front-to-Back™ tensioning system. The Front-to-Back Dry Screening Machine was engineered to provide even material distribution, leading to increased capacity and improved efficiency.

Derrick also offers linear motion screens, repulp screens, high shear screens and belt scalpers; dry screening products; urethane and woven wire screen surfaces; Flo-dividers, used to split slurry flows into various equivalent streams; hydro-cyclones, such as round desilter manifolds; and vibratory motors for mining and industrial applications.

Derrick Corporation

590 Duke Road, Buffalo, New York 14225, U.S.A.
Tel.: +1 716 683-9010, Fax: +1 716 683-4991
info@derrick.com, www.derrick.com



NIAGARA

Explore Our Advancements in Aggregates & Industrial Minerals

Our advanced technology is engineered to handle the most difficult applications in the aggregates industry. We understand the importance of machine reliability and design each piece of equipment to thrive in extreme conditions.

HAYER NIAGARA GmbH
Robert - Bosch - Strasse 6
48153 Muenster · Germany
info@haverniagara.com
www.haverniagara.com

Haver&Boecker Niagara

Haver & Boecker Niagara is a leading provider in screening, pelletizing and primary crushing systems. The company's mission is to deliver the best of these technologies to customers in the mining, aggregates, minerals, cement, building materials, fertilizer and salt. With deep roots and years of experience in these industries, Haver & Boecker Niagara uses its innovative and shared technologies to effectively meet the needs of customers around the world.

Niagara T-Class Concentric Inclined Screen

The Niagara T-Class two-bearing vibrating screen offers a high degree of versatility, and is configurable to almost any material processing application within the aggregates, mining, industrial minerals, recycling industries and more.


Global Solutions

Haver & Boecker Niagara uses its innovative and shared technologies to effectively meet the needs of customers around the world.



Scarabaeus Pelletizing Disc

Scarabaeus pelletizing discs are used to pelletize fine materials in order to improve their storage and transportation properties, thus increasing their market value. The inclination, speed, and side wall height can be adjusted to for optimal operation, increasing the productivity and profitability of the entire system.



IFE –
Your special solution is our standard

We are the problem solver for your application

IFE Aufbereitungstechnik GmbH has been involved in the manufacture of machines for the processing of bulk materials for more than 70 years.

Constant improvements, new developments and innovations not only made us one of the world's leading manufacturers of vibroconveyors, screening machines and magnetic separators but also the only manufacturer that offers complete solutions in these product areas.



IFE banana screen – ideal for processing material with high contents of fines and high feed rates

Thanks to our practical experience across many different industries and applications of the entire bulk material processing, we can assert ourselves on the world market.



IFE TRISOMAT – the flip-flop screen for difficult-to-handle materials



That's what characterizes us!

It is our claim to meet customers' expectations, react quickly and reliably to their requirements and always keep our word.

IFE has a history, a tradition. We develop, collect experiences, work hard, deliver highest quality and keep our promises.

Further, we strive for long-term cooperations / partnerships with our customers, employees and suppliers. Therefore quality, environmental protection, occupational health and safety are among our primary corporate principles.

Our sales network

We are settled in the heart of Lower Austria and supply the whole world with the support of our international distribution network consisting of 35 sales partners. Sales, services and spare parts are globally available at almost any time.

We serve almost all European states, Mongolia, China, Japan, Taiwan, Korea, Canada, USA, Mexico, Brazil, Israel, UAE and Australia.

We see ourselves as a competent problem solver for our customers, using various technologies:

Products

- Vibroconveyor Technology
- Screening Technology
- Magnetic Technology

Customer industries

- Recycling and Waste
- Sand and Gravel
- Iron and Steel Works
- Coal
- Foundries
- Mines
- Slag Processing

Staff members

- Approx. 100

IFE Aufbereitungstechnik GmbH
Patertal 20, 3340 Waidhofen an der Ybbs
AUSTRIA
Phone: +43 7442 515-0
Mail: office@ife-bulk.com
Web: www.ife-bulk.com



YOUR APPLICATION.

OUR SCREENING TECHNOLOGY.



No matter how different the materials to be screened are, customers can find the right solution at JOEST.

The screening solutions offered by JOEST are as diverse as the bulk solids they are used to process. In the basic industry range, the products screened range from hard rock and sands through coal to all types of ore. These are screened in both wet and dry processes. For difficult-to-screen products, special machines are available. But for recycling too, JOEST can always supply the corresponding screen.

Flip-Flow Screens OSCILLA Family

Screening challenging and inhomogeneous products require special processing technology. During operation, blockages in the screen are almost entirely prevented and the material is dispersed to enable fine grain separation. Conventional screens are usually unable to deliver this performance – this is where JOEST Flip-Flow Screens from the OSCILLA Family are used. Typical screen cuts are in a range between 0,5 and 40 mm.

Finger Cascade Screen TopSpin

For pre-separation in recycling plants, cascade screens are increasingly used for difficult-to-screen products. Their advantage is that they screen out long pieces and inhomogeneous products with almost no blockages.

Circular Motion Screen

Circular motion screens are used for the pre- or final classification of free flowing, medium- to coarse-grained bulk materials. The basic motion of this screen is circular motion. Typically designed with an inclination of 10° to 30°, this screen enables the optimum throughput for just about any application.

Linear Motion Screen

Linear motion screens are used to meet high requirements for separation efficiency in almost all industries.

Finger Rod Screens STABROFLEX and STABROFIX

The STABROFLEX is used to screen bulk material with a tendency to clogging and cannot be screened on conventional screen decks. With its sturdy structure, the STABROFIX is used for coarse pre-separation, but especially to relieve the load on downstream crushers.

GRIZZLY Screens

Heavy duty screens with GRIZZLY bars are mainly used for pre-separation or to relief downstream crusher from fine material.

Rod Screen GRECCO

Depending on the geological factors, in the quarrying of natural stone products (e.g. limestone, greywacke, porphyry, diabase, etc.) the material extracted can often contain a more or less high content of soil and clay which blind conventional screen decks. Such material can be screened nearly maintenance-free using JOEST GRECCO screens. The basically GRECCO screen is a STABROFLEX execution with self-cleaning effect.

Banana Screen

Banana screens are high-capacity vibrating screens. They were developed according to the "thin-layer theory" due to improve screen efficiency by separating most of the fines directly at the feed end.

Dewatering Screen

Linear-motion screens are primarily used for sand dewatering and are now used in most different industries.


Wet-Sizing Screen

Wet-sizing screens are used to increase the straight throughput rate and to reach sharper screen cuts. Furthermore, they can be used as washing screens.

JÖST GmbH + Co. KG

Gewerbestrasse 28-32, 48249 Dülmen, Germany
Fon: +49 2590 98-0, Fax: +49 2590 98-101
info@joest.com, www.joest.com

**KWATANI, PART OF THE SANDVIK GROUP,
PROVIDES LEADING EDGE VIBRATION TECHNOLOGY**



ENGINEERED FOR TONNAGE

Kwatani forms part of the Sandvik group and is a leading OEM of customized vibrating equipment. Kwatani operates world class production facilities in South Africa and is the global engineering and manufacturing base for vibrating screens and feeders. Its vibrating equipment is sold and supported internationally through Sandvik's global distribution network.

The OEMs vibrating equipment is designed and manufactured for high performance processing efficiency, continuous tonnage, and cost reduction. Kwatani's extensive engineering, manufacturing and materials testing laboratory facilities allow the company to undertake large-scale global projects at competitive local costs. Since 1976, Kwatani has supplied an extensive vibrating screen and feeder population with +17 000 units across all commodities in +50 countries.

Kwatani's core differentiator is its ability to custom engineer vibrating equipment for high efficiency and to meet the unique needs of each application and to fit any given plant footprint at the lowest cost of ownership. Kwatani products are renowned for durability and requiring only limited spare parts.

Its largest vibrating screens are up to 4.3 m wide or 13 m long. Kwatani offers a comprehensive range of linear, elliptical, gyratory, circular and resonance motion screens tailored to each unique course or fine screen application to size or separate wet or dry materials across single or multiple decks. Kwatani's feeders include linear and elliptical VGF grizzly feeders, brute force feeders up to 4.8 m wide, conveyor feeders up to 15 m long and magnetic feeders. Kwatani engineers and supplies a premium range of heavy-duty exciter gearboxes and unbalanced motors.

Sandvik, through its global technology resources, offers access to monitoring and automation processes and extensive R&D facilities which include simulators, providing Kwatani's customers with great opportunities for driving efficiency arising from the advance of artificial intelligence in the Fourth Industrial Revolution significantly empowering the process of cost-effective customisation.



Kwatani (Pty) Ltd
18 Belgrade Avenue
Kempton Park, 1619, South Africa
Phone: +27 11 923 9000
sales@kwatani.com www.kwatani.com

THINK BIG!

Expertise. Worldwide. August Müller GmbH & Co. KG

August Müller GmbH & Co. KG is a German plant and machine engineering company that has been firmly established in the worldwide quarrying industry for more than 125 years. From the first planning steps, through production and installation to an extensive after-sales service, the company provides exceptional customer support.

Absolute core expertise is invested in the planning and engineering of primary crushers for processing blasted material with rock sizes up to 1 500 mm edge length. These machines are designed and customized to a capacity from around 200 t/h to well over 1 000 t/h.



PLANT ENGINEERING

- Primary crushing plants with a capacity well over 1 000 t/h
- Screens / silos plants with capacities from 150 t/h to 600 t/h
- Mobile systems with capacities up to 1 000 t/h

ROLLER SCREEN

- Separation and cleaning of very dirty feed material
- Screening to 0 – 150 mm
- Capacity up to 3 000 t/h
- No sticking or clogging thanks to scrapers below the shafts
- Individual design to meet customer specifications
- Separate drive unit

FINGER ROLLER SCREEN

- Dry processing of material that has been so far impossible to screen
- Preservation of resources thanks to more efficient material yield
- Screening to 0 – 8 mm
- Capacity up to 350 t/h
- Individual design to meet customer specifications
- No sticking or clogging thanks to the special finger disc geometry
- Change in the product size by +/- 30 % with variation of the speed by means of frequency converters



Products

- Chain conveyors
- Push feeders
- Roller screens
- Finger roller screens
- Apron conveyors
- Crushers
- Belt conveyors
- Special designs

AUGUST MÜLLER GMBH & CO. KG
Maschinenfabrik | Stahlbau
Berner Feld 15, 78628 Rottweil
Germany
Tel. +49 (0) 741 2802-0
Fax +49 (0) 741 2802-12
service@august-mueller.com
www.august-mueller.com



Separation with experience

Customized solutions for conveying and separation processes

Highly efficient, custom-designed to your needs and on site absolutely reliable: SPALECK screens are focused on optimizing your bulk material and recycling processes.

As one of the leading manufactures of screening technology worldwide SPALECK is setting standards in the area of conveying and separation solutions. Whether you need a stand-alone system or a screening machine as a part of your processing line: You can rely on SPALECK.

Andreas Ahler, the managing director of SPALECK GmbH & Co. KG, comments: "We want to offer our customers the best solution for their applications. This includes an optimum screening result, an excellent product quality and a high safety of investment. The customer gets exactly this safety with our philosophy, i.e. to develop machines, which easily adapt themselves to the material to be screened."

Due to their modular design you can integrate all SPALECK machines very easily into your business. Even changing materials are no problem any longer, thanks to the patented technology which is adjustable to almost all kinds of bulk materials. Therefore you will get high screening performance, best screening results and proven solutions even for very complex materials.

SPALECK customers profit from a proven service. In addition, SPALECK offers its TestCenter as special service where customers and those interested may test their applications in advance and solve the tasks involved.

Spaleck GmbH & Co. KG
 Robert-Bosch-Str. 15, 46397 Bocholt, Germany
 Phone: +49 2871 2134-0, Fax: +49 2871 2134-229
 f-s@spaleck.de, www.spaleck.de



FORWARD THINKING. SINCE 1869.



CONVEYING & SEPARATION TECHNOLOGY

RECYCLING WASTE SCREENS > FLIP-FLOW SCREENS > 3D COMBI FLIP-FLOW SCREENS > MOBILE SCREENS
 VIBRATING CONVEYORS > INFEED UNITS > DENSITY SEPARATORS

www.spaleck.de

[f](#) [i](#) [v](#) [in](#)



Corporate description

Since 1942 when we patented the Vibro-Energy Round Separator, SWECO® has been on the leading edge of separation technology. As a Schlumberger business unit, SWECO has the ability and strength of a global corporation to take care of its customers anywhere in the world.

Technologies

SWECO has the ability to separate coarse, fine, and ultrafine particle sizes, depending on your application. SWECO's use of high-speed vibration, ultrasonic technology, and centrifugal machinery enables it to effectively perform these particle processes for wet or dry applications.

In addition to the full line of vibratory round separators, SWECO offers a complete line of horizontal gyratory sifters, offering high capacity and high performance. SWECO's unique uniform gyratory motion provides equal efficiency and debinding effectiveness across the entire screen area. Known for their durability, reliability and accuracy of separation, the ATLAS Gyratory Sifters are used throughout the world to handle numerous screening applications such as.

- Animal feed
- Abrasives
- Fertilizers
- Frac sand
- Grains
- Minerals
- Oil Seeds
- Plastics
- Salt
- Sugar
- Recycling
- Refractories
- and more



ATLAS Gyratory Sifter

The various models of the ATLAS Sifters are engineered to allow one to four separations in a single machine, ranging from 30–800 square feet of screening area. This flexibility is available because of the ability to feed the material at a single point or independently to each deck.

The Sifters allow for quick and easy screen changes in under one minute per deck, with no heavy lifting or tedious clips to engage. The screens can be replaced from either end of the machine without the need to remove the ball trays. In the event of screen failure, the over- and under-size material from each deck can be sampled individually, eliminating the guesswork about which screen has failed. All SWECO ATLAS Gyratory Sifters come with an integral support stand that can ship fully assembled. The design eliminates the need for any assembly onsite, reducing customer installation cost, and bringing product to market faster!

Technical services

The most predominant service SWECO offers is in the field of service engineers, who on average maintain more than 20 years of experience. SWECO also offers its customers the convenience of field tests as well as on-site testing laboratories in the United States, Europe, and Asia, where full-scale tests can be run.

With 9 manufacturing or service facilities and over 100 sales offices around the world, SWECO is confident that we can provide quality, value, and performance to our customers by meeting your processing needs today, tomorrow, and far into the future.



ATLAS units in the production of Frac Sand

SWECO EUROPE SA
 Rue du Commerce 21
 BELGIUM
 Phone: +32 67 89 34 34
 europe@sweco.com
 www.sweco.com



**CIRCULAR MOTION
VIBRATING SCREEN**

Technical specifications												
External height [mm]	External width [mm]	External length [mm]	Screen surface (b x l) [mm x mm]	Open area [m ²]	No. of screen decks	Total weight of screen [t]	Capacity [t/h]	Max. feed particle size [mm]	No. of possible product fractions	Product particle size(s) [mm]	Required power [kW]	

ALLGAIER PROCESS TECHNOLOGY GMBH												
PROCESS TECHNOLOGY												
VRS 600	1380	950	1100	Ø 600	0.28	1-3	0.165	1.1	20	4	0.08-10.0	0.3
VRS 800	1380	1100	1280	Ø 800	0.50	1-3	0.240	2.0	20	4	0.08-10.0	1.1
VRS 1000	1450	1550	1750	Ø 1.006	0.79	1-3	0.355	3.2	20	4	0.08-10.0	1.1
VRS 1200	1570	1650	1900	Ø 1.200	1.10	1-3	0.510	4.5	20	4	0.08-10.0	1.35
VRS 1500	1580	2000	2250	Ø 1.427	1.59	1-3	0.620	6.3	20	4	0.08-10.0	2.2
VIBRALL D 500	1000	950	950	Ø 500	0.20	1	0.130	3	50	2	0.5-20	2 x 0.17
VIBRALL D 600	1200	900	1050	Ø 600	0.28	1-2	0.160	5	50	3	0.5-20	2 x 0.30
VIBRALL D 800	1350	1000	1250	Ø 800	0.50	1-2	0.300	9	50	3	0.5-20	2 x 0.53
VIBRALL D 950	1550	1400	1550	Ø 1.000	0.70	1-2	0.370	14	50	3	0.5-20	2 x 0.68
VIBRALL D 1200	1680	1550	1700	Ø 1.200	1.10	1-2	0.470	20	50	3	0.5-20	2 x 0.75
VIBRALL D 1600	2130	2000	2100	Ø 1.520	1.85	1-2	1.200	31	50	3	0.5-20	2 x 1.10
VIBRALL D 1800	1680	2250	2380	Ø 1.830	2.60	1	1.280	46	50	2	0.5-20	2 x 1.10
VIBRALL F 600	340	1000	1200	Ø 600	0.28	1	0.180	5	50	2	0.5-20	2 x 0.30
VIBRALL F 800	460	1150	1400	Ø 800	0.5	1	0.200	9	50	2	0.5-20	2 x 0.30
VIBRALL F 950	509	1610	1610	Ø 950	0.70	1	0.240	12	50	2	0.5-20	2 x 0.30
VIBRALL D 800 HP	1300	1300	1500	Ø 800	0.5	1	0.250	20-30	4	2	0.5-20	2 x 0.30

BINDER + CO AG													
we process the future	KS	1000-5000	1000-3900	2000-13000	1.3-40.8 m ²	depending on screening surface	1-3	1-27	≤ 1000	≤ 1000	5	1-300	2.0-75

GKM SIEBTECHNIK GMBH												
KTS-V 450	775-1330	450	450	Ø 455	0.11	1-3	0.04	depending on material	0.02-20	4	0.02-20	0.19
KTS-V 600	935-1495	600	600	Ø 670	0.27	1-3	0.09	depending on material	0.02-20	4	0.02-20	0.42
KTS-V 800	965-1385	800	800	Ø 825	0.42	1-3	0.1	depending on material	0.02-20	4	0.02-20	0.42
KTS-V 900	830-1150	900	900	Ø 1010	0.6	1-3	0.2	depending on material	0.02-20	4	0.02-20	1.20
KTS-V1200	855-1180	1200	1200	Ø 1225	0.93	1-3	0.25	depending on material	0.02-20	4	0.02-20	1.20
KTS-V 1500	1080-1390	1500	1500	Ø 1555	1.45	1-3	0.5	depending on material	0.02-20	4	0.02-20	2.75
KTS-VP2 600	594	810	1154	Ø 660	0.3	1	132	25	0.02-20	2	0.02-20	2 x 0.35
KTS-VS 600	725-955	600	600	Ø 674	0.29	1-3	0.13	depending on material	0.02-20	4	0.02-20	0.24
KTS-VS 800	725-955	800	800	Ø 774	0.42	1-3	0.2	depending on material	0.02-20	4	0.02-20	0.24
KTS-VS 1000	790-1020	1000	1000	Ø 1018	0.79	1-3	0.3	depending on material	0.02-20	4	0.02-20	1.2
KTS-VS 1200	925-1175	1200	1200	Ø 1262	1.13	1-3	0.36	depending on material	0.02-20	4	0.02-20	1.2
KTS-V2 450	385-505	450	450	Ø 465	0.11	2	0.04	depending on material	0.02-20	2	0.02-20	0.19
KTS-V2 600	481-599	600	600	Ø 704	0.27	2	0.13	depending on material	0.02-20	2	0.02-20	0.70
KTS-V2 800	495-608	800	800	Ø 843	0.42	2	0.21-0.23	depending on material	0.02-20	2	0.02-20	0.70
KTS-V2 900	770-960	900	900	Ø 1030	0.6	2	0.25	depending on material	0.02-20	2	0.02-20	1.24
KTS-V2 1200	740-880	1200	1200	Ø 1250	0.92	2	0.274-0.299	depending on material	0.02-20	2	0.02-20	1.24
KTS-V2 1500	940-1070	1500	1500	Ø 1510	1.45	2	0.50	depending on material	0.02-20	2	0.02-20	1.60
KTS-V2 1600	967	1600	1600	Ø 1580	1.8	1	0.45	depending on material	0.02-20	2	0.02-20	1.80
KTS-V2 2000	1126	2000	2000	Ø 1901	2.6	1	0.75	depending on material	0.02-20	2	0.02-20	3.6

**CIRCULAR MOTION
VIBRATING SCREEN**

Technical specifications

		External height [mm]	External width [mm]	External length [mm]	Screen surface (b x l) [mm x mm]	Open area [m²]	No. of screen decks	Total weight of screen [t]	Capacity [t/h]	Max. feed particle size [mm]	No. of possible product fractions	Product particle size(s) [mm]	Required power [kW]
HAVER NIAGARA GMBH, MÜNSTER													
	T-CLASS 2-bearing screen	500–2500	800–2400	2000–7000	1.6–16.8		4		≤ 800	≤ 300	5	2–150	≤ 55
	F-CLASS New generation 4-bearing screen with buffered outer bearings	1000–2500	1500–2400	4000–7000	6–16.8		3		≤ 1500	≤ 500	4	2–300	≤ 75
	NIAGARA 4-bearing scalper	1000–2000	1200–2700	3000–7000	3.6–18.9		4		≤ 2500	≤ 2000	5	2–500	≤ 110
IFE AUFBEREITUNGSTECHNIK GMBH													
	Shaft drive US 1250 x 4000 UW20	1855	1750	4300	1250 x 4000	5	1	1.875			2		11
	US 1600 x 4000 UW20	1855	2100	4300	1600 x 4000	6.4	1	2.125			2		11
	US 1600 x 5000 UW20	2100	2100	5300	1600 x 5000	8	1	2.575			2		11
	US 2000 x 5000 UW20	2100	2500	5300	2000 x 5000	10	1	2.925			2		11
	US 2000 x 5000 UW24	2100	2500	5300	2000 x 5000	10	1	3.175			2		15
	US 2000 x 6300 UW24	2395	2500	6600	2000 x 6300	12.6	1	3.875			2		15
	US 2500 x 6300 UW24	2395	3000	6600	2500 x 6300	15.7	1	4.625			2		15
	US 2500 x 6300 UW30	2395	3000	6600	2500 x 6300	15.7	1	5.075			2		22
	U2S 1250 x 4000 UW20	2350	1750	4300	1250 x 4000	10	2	2.750			3		11
	U2S 1600 x 4000 UW20	2350	2100	4300	1600 x 4000	12.8	2	3.225			3		11
	U2S 1600 x 5000 UW24	2755	2100	5300	1600 x 5000	16	2	4.125			3		15
	U2S 2000 x 5000 UW24	2755	2500	5300	2000 x 5000	20	2	4.750			3		15
	U2S 2000 x 6300 UW30	3195	2500	6600	2000 x 6300	25.2	2	5.925			3		22
	U2S 2500 x 6300 UW36	3195	3000	6600	2500 x 6300	31.5	2	8.075			3		30
	U2S 3000 x 7000 UW36V	3650	3500	7300	3000 x 7000	42	2	14.800			3		45
	Unbalanced Motor US 400 x 1000	850	750	1140	400 x 1000	0.4	1	0.250			2		0.5
	US 500 x 1250	935	850	1375	500 x 1250	0.6	1	0.300			2		1.15
	US 650 x 1600	1055	1000	1705	650 x 1600	1.0	1	0.400			2		1.15
	US 800 x 2000	1320	1150	2005	800 x 2000	1.6	1	0.600			2		1.8
	US 1000 x 2500	1490	1350	2475	1000 x 2500	2.5	1	0.850			2		2.31
	US 1250 x 3200	1920	1600	3400	1250 x 3200	4.0	1	1.200			2		4.0
	U2S 400 x 1000	975	750	1140	400 x 1000	0.8	2	0.300			3		1.15
	U2S 500 x 1250	1145	850	1375	500 x 1250	1.2	2	0.350			3		1.15
	U2S 650 x 1600	1265	1000	1705	650 x 1600	2.0	2	0.500			3		1.8
	U2S 800 x 2000	1585	1150	2005	800 x 2000	3.2	2	0.900			3		2.31
	U2S 1000 x 2500	1755	1350	2475	1000 x 2500	5	2	1.200			3		4.0
U2S 1250 x 3200	2300	1600	3100	1250 x 3200	8.0	2	1.800			3		4.0	
JÖST GMBH + CO. KG													
	Unbalance motor SVE	700–2000	750–1900	1000–4000	300 x 600–1400 x 3000	0.18–4.2	1	0.2–1.5	≤ 350	≤ 200	2	1–50	0.6–9.5
	SVZ	1000–2500	750–1900	1000–4000	300 x 600–1400 x 3000	0.36–8.4	2	0.3–2.6	≤ 350	≤ 200	3	1–50	0.8–9.5
	SVD	1500–3000	750–1700	1000–3500	300 x 600–1200 x 2500	0.54–9.0	3	0.4–2.8	≤ 250	≤ 200	4	1–50	1.2–9.5
	SVV	2000–3500	750–1700	1000–3500	300 x 600–1200 x 2500	0.72–12.0	4	0.5–3.0	≤ 250	≤ 200	5	1–50	1.2–9.5
	Shaft drive SWE	800–3000	1600–4100	2500–8000	1000 x 2000–3500 x 7000	2.0–24.5	1	0.9–6.5	≤ 2000	≤ 300	2	1–100	4.0–18.5
	SWZ	1800–3000	1600–4100	2500–8000	1000 x 2000–3500 x 7000	2.0–24.5	2	1.3–9.8	≤ 2000	≤ 300	3	1–100	4.0–30.0
	SWD	2100–3500	1600–3100	2500–8000	1000 x 2000–3000 x 7000	2.0–24.5	3	1.7–24	≤ 1500	≤ 300	4	1–100	5.5–30.0
	SWV	2400–3500	1600–3100	2500–7000	1000 x 2000–2500 x 6000	2–15	4	2.0–24	≤ 1100	≤ 300	5	1–100	5.5–30.0

CIRCULAR MOTION VIBRATING SCREEN

Technical specifications

		External height [mm]	External width [mm]	External length [mm]	Screen surface (b x l) [mm x mm]	Open area [m²]	No. of screen decks	Total weight of screen [t]	Capacity [t/h]	Max. feed particle size [mm]	No. of possible product fractions	Product particle size(s) [mm]	Required power [kW]
METSO													
	RF	varies per application	1500-3000	3600-7300	1500 x 3600-3000 x 7300	depending on mesh size	1-2	4.5-22.5	≤ 2000	≤ 300	3	1-150	15-60
	RF-P		1500-3000	3600-7300	1500 x 3600-3000 x 7300				≤ 2000	≤ 600	3	1-150	15-60
	GfA (circular)		800-2500	2000-7000	800 x 2000-2500 x 7000	depending on mesh size	1-3	0.8-13	≤ 1000	≤ 600	4	1-150	4-37
	CVB		1565-3090	3660-7320	1565 x 3660-3090 x 7320	depending on mesh size	1-4	3.6-25	≤ 1200	≤ 400	5	1-200	15-2 x 30
	COMPACT CVB		1500-2600	4000-6100	1500 x 4000-2600 x 6100	depending on mesh size	2-4	3.7-17.5	≤ 1000	≤ 350	5	1-150	15-30
RHEWUM GMBH													
	RHEox	1400-1600	2500	4000	1950 x 3000	2.925	1 or 2	3.0-5.0	200-1000	≤ 300	3	15-50	7.5-30
	RHEhydrox (wet screen)	1600-1800	2500	5000	1950 x 4000	3.9	1 or 2	4.0-6.0	200-1000	≤ 300	3	15-50	7.5-30
	other sizes on request	1600-1800	2500	5500	1950 x 4500	4.38	1 or 2	5.0-7.0	200-1000	≤ 300	3	15-50	7.5-30
		1800-2300	2500	6000	1950 x 5000	4.875	1 or 2	6.0-8.0	200-1000	≤ 300	3	15-50	7.5-30
		1600-1800	2700	5500	2200 x 4500	4.95	1 or 2	6.0-8.0	200-1000	≤ 300	3	15-50	7.5-30
		1800-2300	2700	6000	2200 x 5000	5.5	1 or 2	6.0-8.0	200-1000	≤ 300	3	15-50	15-30
		2000-2500	2700	7000	2200 x 6000	6.6	1 or 2	6.0-8.0	200-1000	≤ 300	3	15-50	15-30
		1600-1800	2900	5500	2400 x 4500	5.4	1 or 2	7.0-8.0	200-1000	≤ 300	3	15-50	15-30
		1800-2300	2900	6000	2400 x 5000	6	1 or 2	7.0-8.0	200-1000	≤ 300	3	15-50	15-30
		2000-2500	2900	7000	2400 x 6000	7.2	1 or 2	7.0-8.0	200-1000	≤ 300	3	15-50	15-30
		2500-3000	2900	8500	2400 x 7500	9	1 or 2	7.0-8.0	200-1000	≤ 300	3	15-50	22.5-30
		1800-2300	3200	6000	2700 x 5000	6.75	1 or 2	8.0-10.0	200-1000	≤ 300	3	15-50	22.5-30
		2000-2500	3200	7000	2700 x 6000	8.1	1 or 2	8.0-10.0	200-1000	≤ 300	3	15-50	22.5-30
		2500-3000	3200	8500	2700 x 7500	10.125	1 or 2	8.0-10.0	200-1000	≤ 300	3	15-50	22.5-30
ROTEX GROUP													
	RTX360 SD 60-2	1395	1981	1981	1.8 m²	Depending on application	2	0.5	Depending on application	Depending on application	3	Depending on application	2
RUSSELL FINEX NV													
	Russell Compact Sieve®/ Finex Separator™	300-1800	250-1500		250-1500	0.049-1.82	≤ 4	depending on machine	depending on material	up to mm-range	5	0.02-20	≤ 5

New And Used Quarry Equipment In Stock

Over 50 CRUSHERS:
JAW, IMPACT, CONE, SMOOTH- and TWO-ROLL, HAMMER MILLS etc. (Hazmag, Metso/Nordberg/Lokomo, Kleemann, Sandvik/Aubema, KHD/Wedag, Boehringer, Weserhuette, Brown Lenox, Ibag, Krupp, Ammann etc.) From 1 up to 112 Tons weight.

Over 100 VIBRATING SCREENS:
From 400 x 1.000mm. up to 2.400 x 7.000mm. (Siebtechnik, Hein Lehmann, Binder, Haver & Boecker, Schenck, Cyrus, Metso/Allis/Svedala, Aviteq/AEG, GFT, Krupp, Mogensen, GFA, Locker, SKET, Rhexum, Hoppe, Derrick, Hoppe etc.)

A few hundred GEAR BOXES:
Up to 375KW and 1:300 ratio. (WGW/TGW, Hansen, Flender.)

Over 100 MAGNETIC SYSTEMS:
Overband separators, Magnetic Rolls, Magnetic Drums, Scrap Magnets etc. From 0.5 up to 20KW Magnetic Power. (Steinert, Wagner, KHD Humboldt, Krupp, Demag Goudsmit, Bakker, AME, KN, F & G, Sket, VEB, HNS, Unac, Ardeitwerke etc.)

Over 100 FEEDERS:
From 500 up to 9.000mm long. From 300 up to 3.000mm width. (AEG, Jöst, UHDE, Schenck, Friedrich, IFE, Honert, FMW, BMD, Cyrus etc.)

Hundreds of ELECTRICAL MOTORS:
With/without gears. Up to 355KW. (German made)

CONVEYORS, CONVEYOR-BELTS & CONVEYOR PARTS.

NL-6027 NT Soerendonk
Tel: +31-495-592388
Fax: +31-495-592315
www.hensen.com
E-mail: info@hensen.com

Plant engineering
»Primary crushing plants
»Screening- / Silo plants
»Mobile systems

Machine engineering
»Chain conveyor »Finger roller screen
»Push feeder »Belt conveyor
»Stepped bar screen »Crusher
»Roller screen

Gegründet 1894

AUGUST MÜLLER GMBH & CO. KG





AUGUST MÜLLER GMBH & CO. KG
Plant engineering | Machine engineering
Bernar Feld 15 | 78628 | Rottweil
Tel. +49 (0) 741 2802-0

THINK BIG! MACHINES FOR THE QUARRY www.august-mueller.com

**CIRCULAR MOTION
VIBRATING SCREEN**
Technical specifications

		External height [mm]	External width [mm]	External length [mm]	Screen surface (b x l) [mm x mm]	Open area [m ²]	No. of screen decks	Total weight of screen [t]	Capacity [t/h]	Max. feed particle size [mm]	No. of possible product fractions	Product particle size(s) [mm]	Required power [kW]
SANDVIK													
	SG...H	2234–3177	1200–1500	3600–4000	depending on model	4.3–6.0	1–2	4.3–9.4	depending on model	1200	2–3	2–140	18.5–22
	SA	1412–2985	1500–2400	3600–6000	depending on model	5.6–14.9	2–4	3.7–11.6	depending on model	200	3–5	1–130	11–22
	SJ	1700–2980	1500–3000	3600–7300	depending on model	5.6–22.3	2–3	5.8–22.8	depending on model	300	3–4	1–140	15–22
	QA451	3550	3200	18370	2 screens, 3 decks each: 1./2. deck: 3048 x 1524 3. deck: 2439 x 1524	4.5 m ² /deck	3	34	depending on material	depending on material	5	depending on material	74.5
	QA441	3500	3000	18680	2 screens, 2 decks each: 1./2. screen: 3048 x 1524	4.5 m ² /deck	2	30	depending on material	depending on material	4	depending on material	74.5
	QA335	3400	3000	15300	2 screens, 2 decks each: 1. screen: 1524 x 1524 2. screen: 2439 x 1524	3.6 m ² /deck	2	26	depending on material	depending on material	4	depending on material	74.5
	QA331	3400	3000	15343	1 screen, 2 decks each: 1. deck: 4267 x 1524 2. deck: 3658 x 1524	5.4 m ² /deck	2	27	depending on material	depending on material	4	depending on material	74.5
SBM MINERAL PROCESSING GMBH													
		1300–3400 depending on application requirements	1620–3500 depending on application requirements	2700–7700 depending on application requirements	900 x 2000–2700 x 7000	1.8–24 m ² /deck	1, 2, 2.5, 3, 3.5 depending on application requirements	depending on the number of cuts, type of screen surface and screen load	individual design based on the grading curve of feed material, material properties and required separation (≤ 1000)	150 (200)	2–5	screening at approx. 1–100	depending on machine type and material
SCREENING TECHNOLOGY CONSULTING OHG													
	Single-deck screen	1855–2395	1750–3000	4000–6300	1250 x 4000–2500 x 6300	5.0–15.7	1	1.4–3.2	250–780	150	2	0.5–80	7.5–22
	Double-deck screen	2350–3190	1750–3000	4000–6300	1250 x 4000–2500 x 6300	10.0–31.4	2	1.9–4.3	250–780	150	3	0.5–80	11–30
SIEBTECHNIK GMBH													
			500–1200	1000–3000	300–1000 x 800–2000	0.2–3/deck	1–2	0.2–4	< 200	200	3	< 100	< 4
	BV		1000–3000	800–10000	400–2700 x 800–9000	0.3–20/deck	1	< 16	< 1000	500	2–4	< 300	< 30
	V		1000–3000	800–10000	400–2700 x 800–9000	0.3–20/deck	1–3	< 16	< 1000	500	2–4	< 300	< 45
SPALECK GMBH & CO. KG													
	SEK/SEW	500–2500	600–3500	1200–7000	400 x 1000–2600 x 6000	0.35–15	1	≤ 5	≤ 500	≤ 500	2–3	0–200	≤ 15
	SZK/SZW	500–2500	600–3500	1200–8000	400 x 1000–2600 x 6000	0.7–30	2	≤ 9	≤ 500	≤ 500	3–4	0–200	≤ 22
	SDW	800–2500	1000–3500	1500–8000	600 x 1500–2600 x 6000	1.5–45	3	≤ 20	≤ 500	≤ 500	4–5	0–200	≤ 30
SWECO EUROPE													
	Universal round motion rectangular separator	1700	2000	3900	900 x 1200	3.7	max. 2	2	≤ 100	20	3	0.5–4.0	4
	Round motion rectangular separator	1700	2000	3900	900 x 1200	3.7	max. 2	2	≤ 100	20	3	0.5–4.0	4
	Round separator XS72	1200	2000	2000	1800 x 1800	2.5	max. 3	1.2	70	20	4	0–10	4

LINEAR MOTION VIBRATING SCREEN

		Technical specifications											
		External height [mm]	External width [mm]	External length [mm]	Screen surface (b x l) [mm x mm]	Open area [m ²]	No. of screen decks	Total weight of screen [t]	Capacity [t/h]	Max. feed particle size [mm]	No. of possible product fractions	Product particle size(s) [mm]	Required power [kW]
BINDER + CO AG													
	LS	1000-5000	1000-4400	2000-13000	1.3-40.8 m ²	depending on screening surface	1-3	1-40	≤ 2000 (3000)	1000	4	1-300	2.0-75
DERRICK CORPORATION													
	Linear Motion Screen 2SG48-120W-4	1440	1435	3100	1219 x 3048	depending on screening surface about 30-50 %	1	about 2	depending on material	6-8	2	38 µm-2 mm	2 x 1.9
	2SG48-90W-3	1440	1435	2670	1219 x 2286	depending on screening surface about 30-50 %	1	about 1.6	depending on material	6-8	2	38 µm-2 mm	2 x 1.9
	2W56-168W-4	2627	2121	6077	1422-4267	depending on screening surface about 30-50 %	1	about 2	depending on material	8-10	2	38 µm-10 mm	2 x 3.6
	Stack Sizer 2SG48-60 R, 1 to 5 deck	max. 4120	1470	max. 4780	1219 x 1524/deck	depending on screening surface about 30-50 %	1-5	max. 5.5	depending on material	8-10	2	45 µm-5 mm	2 x 1.9
	SuperStack 2W56-60 R, 1 to 8 deck	max. 4472	1876	max. 5834	1422 x 1524/deck	depending on screening surface about 30-45 %	1-8	max. 10	depending on material	10	2	53 µm-6.5 mm	2 x 3.7
HAYER NIAGARA GMBH, MÜNSTER													
	XL-CLASS Linear vibrating screen with exciter drives	500-3000	1200-4200	2000-9000	2.4-37.8		3		≤ 15000	≤ 800	4	2-100	≤ 150
IFE AUFBEREITUNGSTECHNIK GMBH													
	Horizontal with motors single deck				315-1600 x 1000-4000	≤ 6.4	1				2		1-12.4
	double deck				315-1250 x 1000-3200	≤ 8	2				3		1-12.4
	triple deck				315-1250 x 1000-2500	≤ 9.4	3				4		1-12.4
	Horizontal with exciter single deck				1000-5000 x 3000-11000	≤ 55	1				2		7.5-75
	double deck				1000-4000 x 3000-10000	≤ 80	2				3		7.5-110
	triple deck				1000-3200 x 3000-8000	≤ 76.8	3				4		7.5-135
	Grizzly Screen with motors single deck				650-1400 x 2000-4000	≤ 5.6	1				2		
	Grizzly Screen with exciter single deck				1000-3000 x 3000-6000	≤ 18	1				2		7.5-75
	Banana Screen with exciter single deck				1400-3200 x 6000-11000	≤ 35.2	1				2		7.5-75
	double deck				1400-3200 x 6000-10000	≤ 64	2				3		22-110
	Underwater Screen with exciter single deck				800-1600 x 4250-5300	≤ 8.48	1				2		7.5-75
	Dewatering Screen with motors				315-1600 x 1000-4000	≤ 6.4					2		
	with exciter				1000-2500 x 3000-6000	≤ 15					2		7.5-75
	Sizer with motor				500-2000 x 1750-2400		≤ 4				2-5		1-8
	with exciters				2000-3000 x 2400		≤ 4				2-5		7.5-15

**LINEAR MOTION
VIBRATING SCREEN**

Technical specifications

	External height [mm]	External width [mm]	External length [mm]	Screen surface (b x l) [mm x mm]	Open area [m ²]	No. of screen decks	Total weight of screen [t]	Capacity [t/h]	Max. feed particle size [mm]	No. of possible product fractions	Product particle size(s) [mm]	Required power [kW]
JÖST GMBH + CO. KG												
2 unbalance motors												
SUE	800–2500	750–2000	1000–5000	300 x 600–1400 x 4000	0.18–5.6	1	0.2–2.0	≤ 450	≤ 200	2	0.5–150	2 x 0.4–2 x 3.0
SUZ	1000–2800	750–2000	1000–5000	300 x 600–1400 x 4000	0.36–11.2	2	0.3–3.0	≤ 450	≤ 200	3	0.5–150	2 x 0.6–2 x 6.0
SUD	1200–3100	750–2000	1000–5000	300 x 600–1400 x 4000	0.54–16.8	3	0.4–3.8	≤ 450	≤ 200	4	0.5–150	2 x 0.8–2 x 9.5
Exciter drive												
SRE	1500–2000	2100–5200	4000–11000	1600 x 3000–4200 x 10000	4.8–42.0	1	2.2–25.0	≤ 4000	≤ 300	2	0.5–150	7.5–5.5
SRZ	2000–2500	2100–5200	4000–11000	1600 x 3000–4200 x 10000	9.6–84.0	2	3.0–35.0	≤ 4000	≤ 300	3	0.5–150	7.5–75
SRD	2500–3000	2100–4500	4000–9000	1600 x 3000–3500 x 8000	14.4–84.0	3	3.8–35	≤ 2500	≤ 300	4	0.5–150	11–75
SRV	3000–3500	2100–4500	4000–9000	1600 x 3000–3500 x 8000	19.2–112.0	4	4.5–38.0	≤ 2500	≤ 300	5	0.5–150	11–90
Scalping screen												
SUG	1000–2000	1000–2400	2500–4000	600 x 1500–1400 x 3000		1–2		max. 500	≤ 500	2	4–250	2–14
SRG	1500–3500	1600–5000	4500–9000	1200 x 4000–4000 x 8000		1–2		max. 5000	≤ 1000	2	4–250	15–90
KWATANI (PTY) LTD												
Grizzly (Cast Manganese)	800–2800	1050–3000	2600–5400	800 x 2400–2500 x 5000	Customizable	1	1.5–25	≤ 800	1200	–	–	2.5–55
Scalping (Horizontal)	800–2800 (Single Deck)	900–4860	1600–10500	610 x 1525–3660 x 10140	Customizable	1	1.5–54	≤ 7000	500	2	40–100	3–(2) 90
	1000–3600 (Double Deck)	1800–4200	3200–8000	1220 x 3050–3050 x 7625	Customizable	2	3–27.5	≤ 3000	500	3	40–100	6–90
Sizing (Horizontal, Declined & Multislope)	800–2800 (Single Deck)	900–4860	1600–10500	610 x 1525–3660 x 10140	Customizable	1	0.5–21	≤ 800	250	2	2–50	3–90
	1000–3600 (Double Deck)	1800–4860	3200–10500	1220 x 3050–3660 x 10140	Customizable	2	2.5–28	≤ 1000	250	3	2–50	6–90
	1800–4500 (Triple Deck)	2200–4270	3800–10500	1525 x 3660–3050 x 10140	Customizable	3	5–32	≤ 1200	250	4	2–50	6–90
Desliming (Horizontal & Multislope)	1400–4800 (Single Deck)	1525 x 5460	3200–10500	1220 x 3050–4270 x 10140	Customizable	1	2.5–23	≤ 1500	100	–	–	6–70
Drain and Rinse (Horizontal & Multislope)	1401–2800 (Single Deck)	1526 x 5460	3200–10500	1220 x 3050–4270 x 10140	Customizable	1	2.5–24	≤ 1500	50	–	0.5–25	6–70
Dewatering (Horizontal & Inclined)	800–2800 (Single Deck)	900–5460	1600–11500	610 x 1525–4270 x 10675	Customizable	1	0.6–24	≤ 1500	20	2	0.3–1	3–70
Trash Screen (Horizontal & Declined)	800–2800 (Single Deck)	900–2300	1600–5600	610 x 1525–2135 x 5490	Customizable	1	0.6–7	≤ 500	–	–	–	3–70
METSO												
UFS (Ultra Fine Screen)	1900–3800	1800	4100–5300	1040 x 1400	depending on mesh size	2, 4, 6, 8, 10	2–8	≤ 320	< 3	2	0.075–1	2 x 2.8
MF (multi sloped decks)		1800–4200	6100–8500	1800 x 6100–4200 x 8500	depending on mesh size	1–2	8–40	≤ 5000	≤ 600	3	1–100	30–90
LH (horizontal decks)		1800–3600	4800–7300	1800 x 4800–3600 x 7300	depending on mesh size	1–2	7–30	≤ 5000	≤ 300	3	1–100	30–90
GfA De-watering screens		600–2500	2000–6000	600 x 2000–2500 x 6000	depending on mesh size	1–2	0.8–11	≤ 400	≤ 200	3	2–150	15–44
GfA Grizzly screens	varies per application	1000–2000	3000–4000	1000 x 3000–2000 x 4000	depending on mesh size	1	6–11.8	≤ 1000	≤ 1500	2	60–300	15–44
VG Scalpers		1300–2000	4000–6000	1300 x 4000–2000 x 6000	depending on mesh size	1	7–16	≤ 1500	≤ 1500	1	50–200	15–55
DF Banana Screens		1000–1600	1200–2600	1000 x 1200–1600 x 2600	depending on mesh size	3	2–4.6	≤ 450	≤ 250	4	2–125	2 x 2.7–2 x 6.6
PF (Pan Feeders)		1300–1600	6100	1300 x 6100–1600 x 6100			5–9	≤ 1000	≤ 1200		15–30	
VF (Feeders)		1300–2000	6100–6600	1300 x 6100–2000 x 6600	depending on mesh size	1	7–15	≤ 1800	≤ 1500	1	50–200	30–55
RHEWUM GMBH												
Multi deck screen	500–1000	720	1100	500 x 700	0.175	≤ 11	0.6–1.0	0.35–100	15	≤ 12	0.1–10	0.6–1.4
RHEstack	800–2000	720	1650	500 x 1400	0.35	≤ 11	0.8–1.4	0.35–100	15	≤ 12	0.1–10	1.0–1.8
other sizes on request	1000–2000	1490	2900	1000 x 2100	1.05	≤ 11	1.4–2.9	0.35–100	15	≤ 12	0.1–10	1.4–2.2
	1300–2200	1490	3990	1000 x 2800	1.4	≤ 11	2.0–3.6	0.35–100	15	≤ 12	0.1–10	1.6–2.4
	1300–2200	1900	2800	1400 x 2000	1.4	≤ 11	2.2–3.8	0.35–100	15	≤ 12	0.1–10	1.8–2.8
	1400–2400	2530	2900	2000 x 2100	2.1	≤ 11	2.8–4.2	0.35–100	15	≤ 12	0.1–10	2.2–3.5
	1800–2500	2530	3990	2000 x 2800	2.8	≤ 11	4.5–8.0	0.35–100	15	≤ 12	0.1–10	3.0–8.0
RHEflex & RHEdry	1300–1600	1400	2800	1000 x 2000	1	1–3	1.8–2.4	0.05–800	200	4	0.05–110	2.5–3.5
other sizes on request	1500–1800	1600	3300	1200 x 2500	1.875	1–3	2.0–2.8	0.05–800	200	4	0.05–110	3.2–4.5
	1700–2000	1900	3800	1500 x 3000	2.25	1–3	3.0–4.5	0.05–800	200	4	0.05–110	4.3–6.0
	1800–2200	2300	5300	1950 x 4500	4.38	1–2	5.0–7.0	0.05–800	200	3	0.05–110	6.0–9.0
ROTEX GROUP												
ROTEX 72A	1880	2261	6883	2032 x 4572	Depending on screen	2	6.1	Depending on application	Depending on application	3	Depending on application	7.5
APEX 35-2	1575	1524	3861	1524 x 2134	Depending on screen	2	2	Depending on application	Depending on application	3	Depending on application	3.7
Minerals Separator 4240-2	2972	4826	6731	9752 x 2286	Depending on screen	2	7	Depending on application	Depending on application	3	Depending on application	14.9

**LINEAR MOTION
VIBRATING SCREEN**

Technical specifications													
	External height [mm]	External width [mm]	External length [mm]	Screen surface (b x l) [mm x mm]	Open area [m ²]	No. of screen decks	Total weight of screen [t]	Capacity [t/h]	Max. feed particle size [mm]	No. of possible product fractions	Product particle size(s) [mm]	Required power [kW]	
SANDVIK													
	QE442	3500	3200	16330	1. screen: 5480 x 1750 2. screen: 5000 x 1750	8.5	2	37	depending on material	depending on material	3	depending on material	96
	QE342	3400	3000	14840	1. screen: 4700 x 1446 2. screen: 4200 x 1430	7	2	29.5	depending on material	depending on material	3	depending on material	83
	QE241	3100	2500	9980	1. screen: 3352 x 1240 2. screen: 3090 x 1220	4.15	2	17.5	depending on material	depending on material	3	depending on material	55
	QE141	3100	2700	8780	3660 x 2440	5	1	20	depending on material	depending on material	2	depending on material	74.5
	Grizzly Screens SG	900–1800	1220–2420	3000–5160	depending on model	2.2–12	1–2	4.2–20.5	depending on model	900–1500	2–3	60–250	2 x 7.5–2 x 37
	SL	1600–2500	1800–3000	5000–7000	depending on model	8.9–22	1–3	8.5–25	depending on model	350	2–4	2–100	11–30
SCREENING TECHNOLOGY CONSULTING OHG													
	Single-deck screen	1800–3500	1900–4500	3600–11000	1500 x 3500–4300 x 9500	5.2–41.0	1	5.0–28.0	180–2000	300–500	2	5–120	7.5–55
	Double-deck screen	2200–4800	1900–4000	5600–8600	1500 x 3500–4300 x 7800	10.4–34.0	2	7.0–38.0	300–2000	300–500	4	5–120	12–90
SIEBTECHNIK GMBH													
	MHR	800–2500	700–2400	1000–4000	500–2000 x 700 x 2800	1–100	3–17	0.4–8	< 50	20	4–12	0.032–8	< 8
	HR		600–1500	800–10000	400–1500 x 800 x 4000	0.3–6/deck	1–3	< 16	< 1000	200	2–4	< 100	< 8
	DWS		1000–3000	800–10000	800–2700 x 800 x 9000	1–20/deck	1–3	< 20	< 1000	500	2–4	< 300	< 30
	BHG		1200–5400	4000–12000	1200–8000 x 3000–10000	4–30/deck	1	< 40	< 8000	1500	2	< 300	< 75
	HG		1200–5400	4000–12000	1200–8000 x 3000 x 10000	4–30/deck	1–3	< 40	< 8000	1500	2–4	< 300	< 75
SPALECK GMBH & CO. KG													
	SEL/SER	500–2500	600–3500	1200–8000	400 x 1000–2800 x 7000	0.3–18	1	≤ 7	≤ approx. 700	≤ approx. 600	2–3	0–150	≤ 22
	SZL/SZR	500–2500	600–3500	1200–8000	400 x 1000–2900 x 7000	0.6–36	2	≤ approx. 25	≤ approx. 700	≤ 600	3–4	0–150	≤ 30
	SDL/SDR	800–2500	1000–3500	1500–8000	600 x 1500–2500 x 6000	2.5–43	3	≤ approx. 35	≤ approx. 800	≤ 600	4–6	0–150	≤ 45
WEIR MINERALS EUROPE													
	Enduron screens												
	Horizontal VE, SD, DD, HG, DHG series	1200–3500	950–4900	2065–8500	600 x 1800–4880 x 9760	1.1–47.5	1–2	0.65–45	depending on application	250	2–3	Depending on material	2.2–45
	Banana BHG, DBHG series	2400–5000	3100–5000	5800–9800	2100 x 5700–4880 x 9760	12–47.5	1–2	6.4–45	depending on application	300	2–3	Depending on material	18.5–75
	Dewatering VD series	1100–2680	1160–3225	2110–4865	600 x 2100–2400 x 4800	0.9–11.6	1	0.7–5.7	depending on application	50	2	Depending on material	2.2–15

**TUMBLER SCREEN
GYRATORY SCREEN**

Technical specifications												
	External height [mm]	External width [mm]	External length [mm]	Screen surface (b x l) [mm x mm]	Open area [m ²]	No. of screen decks	Total weight of screen [t]	Capacity [t/h]	Max. feed particle size [mm]	No. of possible product fractions	Product particle size(s) [mm]	Required power [kW]
ALLGAIER PROCESS TECHNOLOGY GMBH												
PROCESS TECHNOLOGY												
TSM 600	1262	1050	1150	Ø 594	0.28	1-5	0.185	1.1	10	6	0.02-10.0	0.25
TSM 950	1552	1700	1700	Ø 1.000	0.79	1-5	0.580	3.1	10	6	0.02-10.0	1.50
TSM 1200	1890	1700	1850	Ø 1.200	1.13	1-6	0.740	4.5	10	7	0.02-10.0	1.50
tsi 140	1990	2300	2300	Ø 1.362	1.46	1-6	1.200	5.8	10	7	0.02-10.0	2.20
TSM 1600	2160	2300	2300	Ø 1.530	1.84	1-6	1.200	7.3	10	7	0.02-10.0	2.20
TSM 2000	2089	2650	2650	Ø 1.830	2.63	1-6	1.420	10.4	10	7	0.02-10.0	4.00
tsi 210	2136	2950	2950	Ø 2.032	3.24	1-6	1.960	12.9	10	7	0.02-10.0	5.50
tsi 230	2006	3300	3300	Ø 2.182	3.74	1-6	2.050	14.8	10	7	0.02-10.0	5.50
TSM 2600	2156	3600	3600	Ø 2.600	5.31	1-6	2.300	21.1	10	7	0.02-10.0	5.50
tsi 290	2177	4000	4000	Ø 2.792	6.14	1-5	2.380	24.4	10	6	0.02-10.0	5.50
QTS 200	2000	2800	2800	1800 x 1800	3.3	1-4	2.680	13	10	5	0.2-10.0	5.50
QTS 240	2050	3200	3200	2300 x 2300	5.4	1-4	2.820	22	10	5	0.2-10.0	5.50
ARSM 31-02	1650	1600	2700	1000 x 2015	2.0	1-4	1.2	10	50	5	0.2-10.0	2.20
ARSM 31-04	2300	1950	3900	1600 x 2600	4.0	1-4	2	20	50	5	0.2-10.0	4.00
ARSM 33-7,5	2550	5100	5250	2100 x 3600	7.5	1-4	4	40	50	5	0.2-10.0	5.50
ARSM 33-10	2700	5800	7200	2100 x 4800	10.0	1-4	8	50	50	5	0.2-10.0	7.50
JUMBO 34-12	4100	5800	8800	2500 x 5500	12.5	1-4	12	60	50	5	0.2-10.0	15.0
GKM SIEBTECHNIK GMBH												
KTS 600	817-1383	600	600	Ø 630	0.3	1-6	0.3	depending on application	20	7	0.02-20	0.25
KTS 1000	944-1514	1000	1000	Ø 900	0.725	1-6	0.95	depending on application	50	7	0.02-20	1.5
KTS 1200	1264-1834	1200	1200	Ø 1100	1.1	1-6	1.1	depending on application	50	7	0.02-20	2.2
KTS 1600	1283-1853	1600	1600	Ø 1601	1.8	1-6	1.42	depending on application	50	7	0.02-20	4.0
KTS 2000	1396-1966	2000	2000	Ø 1901	2.6	1-6	1.6	depending on application	50	7	0.02-20	4.0
KTS 2400	1572-2142	2400	2400	Ø 2471	4.5	1-6	2.8	depending on application	50	7	0.02-20	5.5
KTS 2600	1582-2152	2600	2600	Ø 2672	5.3	1-6	2.9	depending on application	50	7	0.02-20	5.5/7.5
KWATANI (PTY) LTD												
Rectangular Separator 10	900-1000	785	1800-3000	940 x 560	0.52	1-3	max. 0.44	depending on application	13	4	depending on application	0.37
Rectangular Separator 20	900-1100	930-1300	1900-2700	1219 x 610	0.75-1.2	1-3	max. 0.95	depending on application	13	4	depending on application	1.1
Rectangular Separator 40	1050-1200	1100-1750	2700-3000	2134 x 1016	1.44-2.16	1-3	max. 1	depending on application	13	4	depending on application	1.5
Rectangular Separator 80	1350-1600	1500-1950	3300-4650	2134 x 1524	2.16-3.25	1-3	max. 2.23	depending on application	13	4	depending on application	4
Rectangular Separator 50	1400-1700	1500-2200	4800-5450	3658 x 1524	3.1-5.6	1-3	max. 3	depending on application	13	4	depending on application	5.5-7.5
Rectangular Separator 70	1450-1800	2250-2750	5500-6250	3658 x 2032	4.6-7.4	1-3	max. 6.4	depending on application	13	4	depending on application	7.5
Round Separator 18"	435-934	Ø 450		Ø 450	0.16	1-4	max. 0.1	depending on application	15	5	depending on application	0.33
Round Separator 30"	587-1273	Ø 762		Ø 762	0.45	1-4	max. 0.27	depending on application	15	5	depending on application	0.5
Round Separator 48"	741-1605	Ø 1219		Ø 1219	1.16	1-4	max. 0.47	depending on application	15	5	depending on application	1.8
Round Separator 60"	755-1915	Ø 1524		Ø 1524	1.82	1-4	max. 0.75	depending on application	15	5	depending on application	1.8
Round Separator 72"	1490-1880	Ø 1828		Ø 1828	2.62	1-3	max. 0.9	depending on application	15	4	depending on application	3.6

**TUMBLER SCREEN
GYRATORY SCREEN**

Technical specifications												
	External height [mm]	External width [mm]	External length [mm]	Screen surface (b x l) [mm x mm]	Open area [m ²]	No. of screen decks	Total weight of screen [t]	Capacity [t/h]	Max. feed particle size [mm]	No. of possible product fractions	Product particle size(s) [mm]	Required power [kW]
ROTEX GROUP												
4x8SS	1503 (2-Deck)	2032 (2-Deck)	3200 (2-Deck)	1219x2438 (per Deck)	Depending on application	1-4	2.72 (2-Deck)	Depending on application	Depending on application	5	11mm to 0.18mm	3.7
4x8CFSS	2108 (4-Deck)	2032 (4-Deck)	3328 (4-Deck)	1219x2438 (per Deck)	Depending on application	2-5	3.62 (4-Deck)	Depending on application	Depending on application	6	11mm to 0.18mm	3.7
50-Series Super-Deck	3581 (5033S2)	2362 (5033S2)	4267 (5033S2)	1524x3048 (per Deck)	Depending on application	4-12	9.53 (5033S2)	Depending on application	Depending on application	4	11mm to 0.18mm	7.5
SIEBTECHNIK GMBH												
Perflux	200–500	400–1000	400–1200	150–800	0.02–0.5	1	< 0.1	< 0.1	20	2	< 8	< 1
Conflux	600–1500	800–2000	800–2000	600–1800	0.3–2.5/deck	1–3	< 1	< 100	40	2–4	< 50	< 2
SWECO EUROPE												
G3	1200–1760	1500–1730	2200–3900	1.7–8.4	depending on mesh type	1–3	2,000–6,200 lbs	depending on application	depending on mesh type	2–4	2–4	4
G4	1200–1960	1900–2030	2330–4470	2.2–17.9	depending on mesh type	1–4	2,500–9,200 lbs	depending on application	depending on mesh type	2–5	2–5	4
G5	1575–3650	2260–2470	3375–4790	4.6–44.6	depending on mesh type	1–8	6,500–17,300 lbs	depending on application	depending on mesh type	2–5	2–5	7.5
G6	2220–3880	2640–2540	4330–5420	6.7–74.4	depending on mesh type	1–12	8,700–21,000 lbs	depending on application	depending on mesh type	2–5	2–5	7.5

LEGENDARY TECHNOLOGY. MODERN EFFICIENCY.™



Derrick Corporation is a family-owned and operated company with a global presence focused on pioneering fine separation technology and leading the industry in the design and manufacturing of high-frequency vibratory screening machines and patented screen surfaces.

Our legendary technology allows processors to screen a wide variety of wet or dry fine materials with modern efficiency, increased capacity, and maximum product recovery.

We empower our global family to responsibly maximize resource efficiency for a greener world.










8-Deck SuperStack®
Wet Screening Machine








Double-Deck
Dry Screening Machine

**ELLIPTICAL MOTION
VIBRATING SCREEN**

Technical specifications												
	External height [mm]	External width [mm]	External length [mm]	Screen surface (b x l) [mm x mm]	Open area [m ²]	No. of screen decks	Total weight of screen [t]	Capacity [t/h]	Max. feed particle size [mm]	No. of possible product fractions	Product particle size(s) [mm]	Required power [kW]
BINDER + CO AG												
 ES	1000–5000	1000–3600	3000–11 000	3–31 m ²	depending on screening surface	1–3	1–20	≤1000	1000	5	1–300	5.5–75
DERRICK CORPORATION												
 Wet Screen, 48-120R-4M	about 3140	about 1480	about 3400–4500	1200 x 3000	depending on screening surface approx. 30–50 %	1	about 1.5–2.5	10–100	10	2–3	45 µm–6 mm	2 x 1.9
Dry Screen	max. 3500	about 700–1400	about 2000–4000	1.1–5.2 m ²	depending on screening surface 40–65 %	1–2	1.5–5	depending on material	6–8	2–5	38 µm–6 mm	1.9–3.5
KWATANI (PTY) LTD												
 VGF Grizzly Feeder (Decline)	1000–2500	1830–4200	3660–6500	1220 x 3050–2440 x 6100	Customizable	3 Step	4.5–11	≤ 1200	150	1	0–150	11–45
Scalping (Decline)	1000–2500	1830–4200	3660–6500	1525 x 3660–2440 x 6100	Customizable	1	4.5–11	≤ 1000	750	2	50–200	11–45
Sizing (Horizontal)	1000–3000 (Single deck)	1830–4200	3660–6500	1220 x 3050–2440 x 6100	Customizable	1	0.5–18	≤ 600	100	2	2–40	30
(Horizontal)	1000–3000 (Double deck)	1830–4200	3660–6500	1220 x 3050–2440 x 6100	Customizable	2	1.5–22	≤ 800	100	3	2–40	37
Dewatering (Horizontal & inclined)	1000–2500	1830–4200	3660–6500	1220 x 3050–2440 x 6100	Customizable	1	4.5–11	≤ 600	24	1	0.3–1.0	11–45
METSO												
 ES (horizontal Screen)	varies per application	1870–2480	4880–7320	1870 x 4880–2480 x 7320	depending on mesh size	2–3	8.5–22	≤ 1000	≤ 200	4	1–75	15–55
FS (horizontal screen)		1600–2400	4900–6100	1600 x 4900–2400 x 6100	depending on mesh size	2–3	6.5–18	≤ 800	≤ 200	4	1–75	30–55
TS (triple slope screen)		1500–3000	5000–8300	1500 x 5000–3000 x 8300	depending on mesh size	2–3	6–26	≤ 1200	≤ 150	4	1–75	15–2 x 30
EF (multi slope screen)		2400–3600	4800–7300	2400 x 4800–3600 x 7300	depending on mesh size	2	16.5–35	≤ 4500	≤ 600	3	1–100	55–135
SANDVIK												
 SL	1600–2500	1800–3000	5000–7000	depending on model	8.9–22	1–3	8.5–25	depending on model	350	2–4	2–100	11–30
SIEBTECHNIK GMBH												
 SIEBTECHNIK TEMA	electronic and mechanic	1200–3000	2000–8000	1000–2700 x 3000–7000	2–21/deck	1–3	< 23	< 600	< 600	2–4	< 100	< 100
SWECO EUROPE												
 EM3	1700	2000	3900	900 x 1200	3.7	max. 2	2	≤ 100	20	3	0.5–4.0	4

OTHERS

Technical specifications



		External height [mm]	External width [mm]	External length [mm]	Screen surface (b x l) [mm x mm]	Open area [m²]	No. of screen decks	Total weight of screen [t]	Capacity [t/h]	Max. feed particle size [mm]	No. of possible product fractions	Product particle size(s) [mm]	Required power [kW]
BINDER + CO AG													
	Resonance screen	800–2000	1450–2750	2500–12900	1.6–26.4 m²	depending on screening surface	2	1.9–19	≤ 400	200	5	0.5–100	4–30
IFE AUFBEREITUNGSTECHNIK GMBH													
	VARIOMAT double deck												
	SMV 1200 x 4000 F-UW24	5200	3200	5800	1200 x 4000	9.6	2	7.60			3		18.5
	SMV 1200 x 6000 F-UW24	5900	3200	7800	1200 x 6000	14.4	2	9.60			3		18.5
	SMV 1600 x 4000 F-UW24	5200	3600	5800	1600 x 4000	12.8	2	9.60			3		18.5
	SMV 1600 x 6000 F-UW30	5900	3800	7800	1600 x 6000	19.2	2	11.90			3		30
	SMV 2000 x 4000 F-UW30	5200	4200	5800	2000 x 4000	16	2	11.50			3		30
	SMV 2000 x 6000 F-UW36	5900	4200	7800	2000 x 6000	24	2	15.60			3		45
	SMV 2000 x 8000 F-UW36V	6600	4300	9800	2000 x 8000	32	2	19.70			3		45
	Waste screen single deck												
	SM 1200 x 3000 F-UW20	4000	3000	4000	1200 x 3000	3.6	1	4.00			2		11
	SM 1200 x 4000 F-UW20	4500	3000	5000	1200 x 4000	4.8	1	4.70			2		11
	SM 1200 x 5000 F-UW24	5000	3000	6000	1200 x 5000	6.0	1	6.20			2		15
	SM 1600 x 4000 F-UW24	4600	3500	5000	1600 x 4000	6.4	1	5.80			2		15
	SM 1600 x 5000 F-UW24	5100	3500	6000	1600 x 5000	8	1	6.80			2		15
	SM 1600 x 6000 F-UW24	5600	3500	7000	1600 x 6000	9.6	1	7.80			2		15
	SM 2000 x 5000 F-UW30	5100	4000	6000	2000 x 5000	10	1	9.40			2		22
	SM 2000 x 6000 F-UW30	5600	4000	7000	2000 x 6000	12	1	10.70			2		22
	SM 2000 x 7000 F-UW30	6100	4000	8000	2000 x 7000	14	1	12.10			2		22
	SM 2000 x 8000 F-UW36	6800	4000	9100	2000 x 8000	16	1	14.20			2		30
	SM 2400 x 6000 F-UW36	5800	4400	7100	2400 x 6000	14.4	1	13.90			2		30
	SM 2400 x 7000 F-UW36	6300	4400	8100	2400 x 7000	16.8	1	15.70			2		30
	SM 2400 x 8000 F-UW36V	6800	4500	9100	2400 x 8000	19.2	1	17.50			2		45
	SM 3000 x 7000 F-UW36V	6500	5100	8300	3000 x 7000	21	1	17.80			2		45
	SM 3000 x 8000 F-UW36V	7000	5100	9300	3000 x 8000	24	1	20.80			2		45
	Heavy-duty waste screen single deck (* Usually in operation without coverage because of maximal possible particle size)												
	SMS 2000 x 5000 F-UW36	4300 (*)	4000	6000	2000 x 5000	10	1	13.20			2		30
	SMS 2000 x 6000 F-UW36V	4800 (*)	4100	7000	2000 x 6000	12	1	15.00			2		45
	SMS 2000 x 7000 F-UW36V	5300 (*)	4100	8000	2000 x 7000	14	1	18.10			2		45
JÖST GMBH + CO. KG													
	Cascade Screen TopSpin SWET	1900 - 3900	1300 - 3300	3300 - 9100	1000 x 2500–2400 x 8000		1	2.0–11		500	2		4.5–37
	Self-Cleaning Rod Screen GRECCO	1800	1400	2500	800 x 2500	2.0	1	1.1	≤ 60	≤ 200	2	2–8	3.0
	Compact Screen with Electro Magnetic Vibrators	300	270–550	700–1050	180 x 500–240 x 1050	0.075–0.255	1	0.035–0.110	≤ 1.5	≤ 50	2	0.5–15	0.07–0.14
		300	270–550	750	180 x 500–340 x 750	0.15–0.51	2	0.050–0.160	≤ 1.5	≤ 50	3	0.5–15	0.14–0.21
KWATANI (PTY) LTD													
	Linear Motion Resonance Screen Sizing (Horizontal)	1700 (Single deck)	2900–3300	6300	1830 x 4500–2450 x 4500	Customizable	1	14–21	≤ 350	100	2	25–100	18
METSO													
	TY-Hummer directly vibrated screen		914–1219	1524–6096			1–3	0.916–4.559		≤ 19	4	depending on material	0.5–2

OTHERS

Technical specifications													
	External height [mm]	External width [mm]	External length [mm]	Screen surface (b x l) [mm x mm]	Open area [m ²]	No. of screen decks	Total weight of screen [t]	Capacity [t/h]	Max. feed particle size [mm]	No. of possible product fractions	Product particle size(s) [mm]	Required power [kW]	
RHEWUM GMBH													
 RHEsono and RHEmoto other sizes on request	2200–3200	1500	2600	1150 x 2690	1.55	≤ 3	1.1–1.6	0.05–1600	100	4	0.07–15	1.0–3.0	
	2200–3200	1700	2600	1350 x 2690	1.81	≤ 3	1.2–1.7	0.05–1600	100	4	0.07–15	1.0–3.0	
	1500–2500	1850	1700	1500 x 1800	1.35	≤ 3	1.0–1.8	0.05–1600	100	4	0.07–15	1.0–1.8	
	3600–4200	2000	3600	1750 x 3600	3.15	≤ 6	3.4–5.0	0.05–1600	100	7	0.07–15	1.3–6.5	
	3600–4200	2200	3600	1950 x 3600	3.51	≤ 6	3.6–5.2	0.05–1600	100	7	0.07–15	1.3–6.5	
	3900–4500	4800	4500	3500 x 4500	7.875	≤ 6	5.9–10.8	0.05–1600	100	7	0.07–15	3.2–9.6	
	3600–4200	5200	3600	3900 x 3600	7.02	≤ 6	6.5–10.0	0.05–1600	100	7	0.07–15	2.6–7.8	
	4800–5600	5800	6300	4400 x 7000	15.4	≤ 6	8.2–14.0	0.05–1600	100	7	0.07–15	5.1–15.3	
	4000–4800	2700	5100	2200 x 5380	5.918	≤ 6	3.6–6.9	0.05–1600	100	7	0.07–15	1.9–5.7	
	4400–5200	2700	5500	2200 x 6000	6.6	≤ 6	3.9–7.2	0.05–1600	100	7	0.07–15	2.2–6.6	
	RHEsonox and RHEhydra other sizes on request	1300–1600	1300	2600	950 x 1800	0.855	1 or 2	1.6–2.3	0.18–160	100	3	0.07–15	0.5–3.0
		1500–1800	1500	3100	1150 x 2250	1.3	1 or 2	2.1–2.9	0.18–160	100	3	0.07–15	0.5–3.0
		1300–1600	1700	2600	1350 x 1800	1.215	1 or 2	1.8–2.5	0.18–160	100	3	0.07–15	0.5–3.0
		2100–2800	1700	3300	1350 x 2690	1.82	1 or 2	2.2–3.6	0.18–160	100	3	0.07–15	0.5–4.0
		1500–1800	1900	3100	1500 x 2250	1.68	1 or 2	2.4–3.8	0.18–160	100	3	0.07–15	0.5–4.0
	RHEduo other sizes on request	2200–2800	2300	3400	1750 x 3250	2.85	1 or 2	3.2–4.4	0.18–160	100	3	0.07–15	0.5–5.0
		3600	2130	3500	1950 x 4000	3.9	≤ 6	5	0.1–1600	120	7	0.1–120	10
4000		3000	5500	1950 x 4500	4.38	≤ 6	10.5	0.1–1600	120	7	0.1–120	11	
5950		3490	6850	2200 x 6000	6.6	≤ 6	15	0.1–1600	120	7	0.1–120	14	
	5950	6000	7100	3900 x 6000	11.7	≤ 6	17	0.1–1600	120	7	0.1–120	26	
SANDVIK													
	SS Free-Fall	1450–2025	1020–1818	1330–2645	depending on model	1.36–7.8	2–3	1–3.85	depending on model	120–225	3–5	5–120	2 x 2–2 x 8.5
	SF Free-Fall	2580–3350	1400–1800	3540–4290	depending on model	4.96–7.72	3–4	3.2–7.7	depending on model	120	4–5	2–64	2 x 7–2 x 14.5
	SR Roller Grizzly	1000	1200–2400	2000–6000	depending on model	2.4–14.4	1	7.2–28.5	depending on model	1500/400	2	50–180	22–30
	SR Roller Screens	1000	1000–2400	2500–7000	depending on model	2.5–16.8	1	5.2–23.2	depending on model	300	2	3–80	7.5–11
	SR Roller Screen Crusher	1000	1000–2000	4500–8000	depending on model	4.5–16	1	8–16.7	depending on model	300	2	20–80	37.5–96.5
SBM MINERAL PROCESSING GMBH													
 SBM – prescreens with grids or perforated plates on the upper deck, screens or finger screens on the lower deck	depending on machine type	depending on machine type	depending on machine type	800 x 1500–2400 x 5000	1.2–12 m ² /deck	1; 2; depending on application requirements	depending on number of cuts, type of screen surface and screen load	individual design based on the grading curve of feed material, material properties and required separation (≤ 2000 t/h)	depending on the machine design (≤ max. 2000 mm edge length)	2–3, depending on application requirements	sizing on the upper deck: 40–150	depending on machine type and material	
	SBM – roller bar and star screen	depending on requirements	depending on requirements	depending on requirements	width: 800–1500 length: 1000–4000	depending on requirements	1 deck/multiple cuts running in a row	depending on requirements	depending on requirements	depending on requirements	depending on requirements	sizing at approx. 30–100	shaft drive single or collective possible
SCREENING TECHNOLOGY CONSULTING OHG													
	Multi-deck sizer	3000–3700	1600–3600	approx. 3400–3800	(1000 x 2400)–(3000 x 2400)	7.2–36	3 or 5	2.5–8.6	500–1500	100	4 or 6	0.1–80	7.0–17.5
SIEBTECHNIK GMBH													
	Multi-deck screen MDS	2000–3500	1000–2500	2000–3000	800–2000 x 1400–2600	1–6/deck	3–6	< 5	< 600	600	2–3	< 100	< 10
	Asphalt screen HN	2000–3500	1200–3000	3300–7000	1500–2400 x 3000–7000	3–18/deck	4–6	< 12	< 600	400	5–7	< 100	2 x 22
SPALECK GMBH & CO. KG													
	Combi Flip-flow screen SZWS	2200–3000	1300–3400	5000–9000	≤ 2400 x 7000	depending on screening surface	2	6.5–13	≤ 200	≤ 300	3	depending on product	15–30
	Dosing screen with electro magnetic vibrators SFDU				50 x 300–300 x 1200	0.015–0.36	2	0.020–0.220	≤ 1.5	≤ 50	3	depending on product	0.3–4
SWECO EUROPE													
	Multi motion rectangular separator MM4-PT	1270	1700	2900	2.6	2.4	1	2.5	≤ 100	20	2	0.063–5	4

TENSION SHAFT SCREEN FLIP-FLOW SCREEN

Technical specifications

	External height [mm]	External width [mm]	External length [mm]	Screen surface (b x l) [mm x mm]	Open area [m ²]	No. of screen decks	Total weight of screen [t]	Capacity [t/h]	Max. feed particle size [mm]	No. of possible product fractions	Product particle size(s) [mm]	Required power [kW]
BINDER + CO AG												
 BIVITEC	1000–5000	1200–4300	3500–13000	1.5–42 m ²	depending on screening surface	1–4	1.5–25	≤ 1000	250	5	0.3–120	5.5–75
BIVITEC e+	1000–7000	1200–4200	3200–15300	1.2–49 m ²	depending on screening surface	1–4	1.3–16 per deck	300	0–63	5	0.063–32	2.2–2 x 7.5 per deck
IFE AUFBEREITUNGSTECHNIK GMBH												
 TRISOMAT single deck												
ST 800 x 3600 FD	2300	1600	4900	800 x 3600	2.88	1	3.50			2		4
ST 800 x 4200 FD	2500	1600	5500	800 x 4200	3.36	1	3.70			2		4
ST 800 x 4800 FD	2700	1600	6100	800 x 4800	3.84	1	3.90			2		5.5
ST 1000 x 4200 FD	2500	1800	5500	1000 x 4200	4.2	1	4.10			2		5.5
ST 1000 x 4800 FD	2700	1800	6100	1000 x 4800	4.8	1	4.30			2		5.5
ST 1000 x 5400 FD	2900	1800	6700	1000 x 5400	5.4	1	4.50			2		7.5
ST 1250 x 4800 FD	2700	2000	6100	1250 x 4800	6	1	4.80			2		7.5
ST 1250 x 5400 FD	2900	2000	6700	1250 x 5400	6.75	1	5.10			2		7.5
ST 1250 x 6000 FD	3100	2000	7300	1250 x 6000	7.5	1	5.40			2		11
ST 1600 x 5400 FD	2900	2400	6700	1600 x 5400	8.64	1	5.80			2		11
ST 1600 x 6000 FD	3100	2400	7300	1600 x 6000	9.6	1	6.20			2		11
ST 1600 x 6600 FD	3300	2400	7900	1600 x 6600	10.56	1	6.60			2		15
ST 1600 x 7200 FD	3900	2400	8500	1600 x 7200	11.52	1	7.00			2		15
ST 2000 x 5400 FD	2900	2800	6700	2000 x 5400	10.8	1	6.30			2		15
ST 2000 x 6000 FD	3100	2800	7300	2000 x 6000	12	1	6.70			2		15
ST 2000 x 6600 FD	3300	2860	7900	2000 x 6600	13.2	1	7.10			2		15
ST 2000 x 7200 FD	3900	2860	8500	2000 x 7200	14.4	1	9.80			2		15
ST 2000 x 8400 FD	4300	2860	9700	2000 x 8400	16.8	1	11.00			2		18.5
ST 2500 x 7200 FD	4500	5000	8600	2500 x 7200	18	1	17.50			2		22
ST 2500 x 8400 FD	4900	5000	9800	2500 x 8400	21	1	20.00			2		22
ST 2500 x 9600 FD	5300	5000	11000	2500 x 9600	24	1	22.50			2		30
ST 3000 x 7200 FD	4500	5500	8600	3000 x 7200	21.6	1	19.00			2		30
ST 3000 x 8400 FD	4900	5500	9800	3000 x 8400	25.2	1	22.00			2		30
ST 3000 x 9600 FD	5300	5500	11000	3000 x 9600	28.8	1	25.00			2		37
TRISOMAT double deck												
ST2 800 x 3600 FD	3000	1600	5100	800 x 3600	5.76	2	5.70			3		5.5
ST2 800 x 4200 FD	3200	1600	5700	800 x 4200	6.72	2	6.00			3		5.5
ST2 800 x 4800 FD	3400	1600	6300	800 x 4800	7.68	2	6.30			3		7.5
ST2 1000 x 4200 FD	3200	1800	5700	1000 x 4200	8.4	2	6.70			3		7.5
ST2 1000 x 4800 FD	3400	1800	6300	1000 x 4800	9.6	2	7.00			3		7.5
ST2 1000 x 5400 FD	3600	1800	6900	1000 x 5400	10.8	2	7.30			3		11
ST2 1250 x 4800 FD	3400	3000	6300	1250 x 4800	12	2	7.80			3		11
ST2 1250 x 5400 FD	3600	3000	6900	1250 x 5400	13.5	2	8.30			3		11
ST2 1250 x 6000 FD	3800	3000	7500	1250 x 6000	15	2	8.80			3		15
ST2 1600 x 5400 FD	3600	3400	6900	1600 x 5400	17.28	2	9.40			3		15
ST2 1600 x 6000 FD	3800	3400	7500	1600 x 6000	19.2	2	10.00			3		15
ST2 1600 x 6600 FD	4000	3400	8100	1600 x 6600	21.12	2	12.20			3		18.5
ST2 1600 x 7200 FD	4600	3400	8700	1600 x 7200	23.04	2	14.40			3		18.5
ST2 2000 x 5400 FD	3600	3800	6900	2000 x 5400	21.6	2	10.30			3		18.5
ST2 2000 x 6000 FD	3800	3800	7500	2000 x 6000	24	2	10.90			3		18.5
ST2 2000 x 6600 FD	4000	3800	8100	2000 x 6600	26.4	2	13.90			3		22
ST2 2000 x 7200 FD	4600	3800	8700	2000 x 7200	28.8	2	15.90			3		22
ST2 2000 x 8400 FD	5000	3800	9900	2000 x 8400	33.6	2	17.90			3		30
ST2 2500 x 7200 FD	5200	5000	8800	2500 x 7200	36	2	28.40			3		30
ST2 2500 x 8400 FD	5600	5000	10000	2500 x 8400	42	2	32.50			3		37

**TENSION SHAFT SCREEN
FLIP-FLOW SCREEN**

Technical specifications													
External height [mm]	External width [mm]	External length [mm]	Screen surface (b x l) [mm x mm]	Open area [m ²]	No. of screen decks	Total weight of screen [t]	Capacity [t/h]	Max. feed particle size [mm]	No. of possible product fractions	Product particle size(s) [mm]	Required power [kW]		
JÖST GMBH + CO. KG													
JOEST ® Flip-Flow Screens OSCILLA Family													
OSCILLA Classic	SWEO	700–1500	1800–4200	3200–10700	600 x 2700–3000 x 10000	depending on the aperture size	1	1.1–12	≤ 400	≤ 100	2	1–50	6–45
	SWZO	2000–2200	2100–3600	3800–8500	900 x 3300–2400 x 7900	depending on the aperture size	2	3.5–15	≤ 600	≤ 100	3	1–50	5.5–45
OSCILLA Combi	SWZT	2740–5030	1950–3450	4790–8790	900 x 3300–2400 x 7300	depending on the aperture size	2	3.4–17	depending on feed material	300–500	3	depending on the aperture size	15–45
OSCILLA Screen-Feed	SUEO	1800–1900	1690 x 2690	3000–3800	900 x 1980–2100 x 2640		1	1.8–3.9		100	2		3.45–7.3
SPALECK GMBH & CO. KG													
SPALECK Flip-flow screen SEWS													
		1200–4000	800–2800	3000–8000	≤ 2400 x 7200	depending on screening surface	1–3	1.8–18	≤ 200	depending on material	4	≤ 150	3–37.5

ACCESSORIES

Technical specifications			
Type	Application	Components	Assembly
ALLGAIER PROCESS TECHNOLOGY GMBH			
ALLGAIER PROCESS TECHNOLOGY			
Allgaier Pneumatic lift	Modular pneumatic lifting device for tumbler screening machines	Pneumatic cylinders, lifting rods, operation panel. Retrofit sets for existing screening machines	Easy to use. Fastest way for screen exchange or replacement of mesh cleaning devices. 80 % time saving against manual standard procedure in combination with Allgaier QSS system
Allgaier QSS system	Modular quick-spring-spanner for tumbler- and vibration screening machines. With optical load detection	Spring capsule and handle. Retrofit sets for existing screening machines	Easys to use. For opening and closing tumbler- and vibration screening machines without tools. With optical load detection. 80 % time saving compared to standard clamping screws
Allgaier "Multibalancing" system	Optimised balancing concept for tumbler screening machines	Internal balancing components. Retrofit sets for existing screening machines	Improved fine-balancing reduces the forces applied to the foundation (concrete or steel construction). "Multibalancing" prevents undesirable and damaging resonance effects
Allgaier "synchronisation" system	Optimised synchronisation for multiple tumbler screening machines, to reduce horizontal dynamic forces to the construction by 80–90 %	Internal balancing components, limit switches and additional electrical cabinet with FU and PLC control system	Improved balancing by synchronisation of multiple tumbler screeners to the same synchronisation point. Controlled by additional limit switches and electrical cabinet to control the machine speed and positions
Allgaier Ultrasonic screening	Ultrafine screening with innovative ultrasonic screen cleaning system for tumbler- and vibration screening machines	Ultrasonic screen with resonator, converter, high frequency cable, ultrasonic generator	Various functional principles with optimum mesh activation allow perfect adaption of the ultrasonic cleaning system to the screening task
Allgaier Lubrication system	Permanent and automatised greasing for all bearings at tumbler- and other screening machines	Grease cartridge, timer-controller, return-grease bottle	Applies automatically the appropriate amount of grease to all bearings
True power monitoring	Permanent true power motor monitoring for motor load control	True power monitor-relais with limit adjustments for under/upper load levels up to 16 kW	Power monitor-relais as build in version into the existing electrical cabinet with signal connection to a process controlling PLC system
HAYER NIAGARA GMBH, MÜNSTER			
HAYER & BOECKER			
	PULSE Condition Monitoring	<p>Pulse Condition Monitoring (Pulse CM) is the next level in the Pulse portfolio, accompanying Pulse Vibration Analysis.</p> <p>Pulse CM uses predictive data and artificial intelligence to assist with maintenance and production planning, helping to prevent unwanted downtime or even catastrophic failures. PULSE CM collects all data from the body and drive components, Pulse CM is equipped with a gateway that can connect with up to 20 wireless sensors, within a radius of up to 246 ft (75 m). Using a cellular signal or Wi-Fi from the plant, it will send all data to the Haver & Boecker Niagara cloud, available through the company's web app. The sensor configurations are customizable and placed on both the body and bearings of the vibrating screen.</p>	

ANALYSIS AND LABORATORY SIEVES

		Technical specifications															
		Main test sieve diameter/dimension [mm]	Additional test sieve diameter/dimension [mm]	Number of test sieves, full height	Number of test sieves, reduced height	Dry sieving	Wet sieving	Weight, approx. kg (without test sieves)	Sieving action [3-dimensional/2-dimensional]	Max. weight of sieving material in kg (with full load)	Drive/operation	Self-adjusting amplitude; G-control	Constant acceleration/rotation	Max. amplitude approx./mm (with max. load)	Intermittent operation	Time switch, minutes	Continuous operation
ENDECOTTS LTD.																	
<p>WHEN PARTICLE SIZE MATTERS</p>	MINOR 200	200/8"	100/150 3"	8	18	●		16	2D	3	electromagnetic	no		1.6		0-60	●
	Octagon 200	200/8"	100/150 3"	8	18	●	●	35	3D	3	electromagnetic	no		0-3	●	0:10-99:50	
	Octagon 200CL	200/8"	100/150 3"	8	18	●	●	35	3D	3	electromagnetic	yes		0-3	●	0:10-99:50	
	EFL 300	300/12"	100/150/200/250 3"/8"	6	11	●	●	47	3D	6	electromagnetic	no		0-2	●	0:10-99:50	
	Titan 450	450/18"	250/300/315/350/400 12"	7		●	●	140	3D	20	electromagnetic	no		0-2	●	0:10-99:50	
	Air Sizer 200	8"	200	1		●		16	dispersion by air jet	0.1						0:10-99:50	
GKM SIEBTECHNIK GMBH																	
	KTL 200	200/8" (203)	3" (76.2), 100, 150	8	16	●	●	40	3D	3	electromagnetic	●	●	2	●	0-99	●
	KTL 300	300/12" (305)	200, 8" (203), 250, 315	8	16	●	●	62	3D	5	electromagnetic	●	●	2	●	0-99	●
	KTL 400	400	200, 8" (203), 300, 12" (305), 315, 350, 18" (450)	8	8	●	●	50	3D	15	electromagnetic	●	●	2	●	0-99	●
	KLS 200	200/8"		1	1	●		20	dispersion by air jet	0.1	electromotor		●			0-99	
NEXOPART GMBH & CO. KG – A HAVER & BOECKER AND HOSOKAWA ALPINE COMPANY																	
<p>simplicity for your job</p>	e200 LS	203	3" (76.2), 200	1		●		15	dispersion by air jet	0.1	electromotor		●			0-30	
	EML 200 Pure	200, 8" (203)	50, 3" = 76.2, 100, 150	9	15	●		37	3-D	3	electromagnetic	●	●	3	●	0-99	●
	EML 200 Premium	200, 8" (203)	50, 3" = 76.2, 100, 150	9	15	●		37	3-D	3	electromagnetic	●	●	3	●	0-99	●
	EML 200 Premium Remote	200, 8" (203)	50, 3" = 76.2, 100, 150	9	15	●	●	40	3-D	3	electromagnetic	●	●	3	●	0-99	●
	EML 315 digital plus	300, 12" (305), 315	200, 8" (203), 250	7	13	●	●	53	3-D	6	electromagnetic	●	●	2	●	0-99	●
	EML 450 digital plus	400, 450	200, 8" (203), 300, 12" (305), 315, 350, 18"	12		●	●	135	3-D	15	electromagnetic	●	●	2	●	0-99	●
	UWL 400	400	200, 8" (203), 300, 12" (305), 315, 350, 300 x 300, 500 x 500	12		●	●	190	3-D	20	2 unbalanced motors		●	2.5		0-599	●
	Ro-Tap 8" RX-29	200, 8" (203)	3" (76.2)	6	13	●		82	3-D	3	electric motor		●			0-99	
	Ro-Tap 12" RX-30	300, 12" (305)	200, 8" (203)	5	12	●		86	3-D	6	electric motor		●			0-99	
Ro-Tap II RX-94	200, 8" (203)		2 x 6	2 x 13	●		100	3-D	2 x 3	electric motor		●			0-99		
RETSCH GMBH																	
<p>MILLING SIEVING ASSISTING</p>	AS 200 control	200	100, 150, 203 (8")	10	22	●	●	35	3-D	3	electromagnetic	●	●	3	●	0-99	●
	AS 300 control	305	200, 203 (8"), 315	8	16	●	●	42	3-D	6	electromagnetic	●	●	2.2	●	0-99	●
	AS 400 control	400	200, 203, 305 (12")	6	8, 16	●		70	2-D	5	electromotor	●	●		●	0-99	●
	AS 450 control	400, 450		13/10		●	●	220	3-D	25	electromagnetic	●	●	2.2	●	0-99	●
	AS 200 tap	200, 203		6	12	●		68	horizontal, circular movement with taps	3	electromotor					0-99	
	AS 200 jet	203	200	1		●		14	dispersion by air jet	0.1	electromotor					0-99	
SIEBTECHNIK GMBH																	
	ASM 200	200	100, 150, 203	11/16	11/16	●	●	35	3-D	3	electromagnetic	●		3	●	0-99	●
	ASM 400	400	300	10	10	●	●	85	3-D	10	2 unbalance motors			3		0-99	●
	LAVIB 300	300	100, 200, 203	8	8	●		70	2-D	6	electromotor		●	30		0-99	●
	SLS 200	200	75, 100, 400	1	1	●		22	dispersion by air jet		electromotor					0-99	●
	GAS 500	500 x 500		9		●		160	2-D	50	2 unbalance motors		●	3.7			●
	GAS 1000	1000 x 1000		9		●		360	2-D	100	2 unbalance motors		●	3.7			●

SCREEN LININGS

Technical specifications

	Screening media	Type	Material	Dimensions	Single layer	Multi layer	Square opening	Rectangular opening	Others
DERRICK CORPORATION									
	Industrial Wire Screens	with hook strips	stainless steel	1219 x 762 mm	●	●	32 µm–4 mm	on request	
	Industrial Wire Screens	pyramid screen	stainless steel, spring steel	upon request	●	●	32 µm–2 mm	on request	pyramid wire coating with hook strips
	PU-Screens	with hook strips	polyurethane	1219 x 762 mm	●		2 mm–0.85 mm	45 µm–8 mm	
HAYER & BOECKER, WIRE WEAVING DIVISION, OELDE									
	Industrial Wire Screens	rolls, cut-to-size pieces	stainless steel, spring steel	all standard dimensions	●		0.025–100 mm	0.100–100 mm	special edge treatment upon request
	Industrial Wire Screens	hooked screen sections	stainless steel, spring steel	all standard dimensions	●	●	0.150–100 mm	0.100–100 mm	special edge treatment upon request
	Industrial Wire Screens	pre-tensioned screens, round or rectangular	stainless steel, spring steel	≤ 2900 mm Ø or ≤ 2650 x 3100 mm	●	●	0.025–20 mm	0.100–20 mm	Ultrasonic Screening Systems
	Industrial Wire Screens	grommet screens for Rotex® Separators	stainless steel, spring steel	≤ 3600 x 1600 mm	●	●	0.080–20 mm	0.100–20 mm	
HAYER & BOECKER NIAGARA, MÜNSTER									
	Ty-Max	Hooked Section	Polyurethane	made to fit any vibrating screen dimensions	●		2.38–101.6 mm	0.5 x 12 mm – 9.53 x 24.5 mm	
	Ty-Wire	Hooked Section	Hybrid	made to fit any vibrating screen dimensions	●		3.18–41.28 mm	4.76 x 25.4 mm – 6.35 x 19.05 mm	
INELAS POLIURETANOS, SL									
	Polyurethane Screens	Conventional Tensioned Screens	High abrasion resistance Polyurethane (45–90 Shore A)	On request	●	●	On request	On request	Abrasion resistant pipelines, plates, cleaner device, accessories ...
	Polyurethane Screens	Inefflow® Tensioned Screens for High Performance Screening			●		2 mm–24 mm		
	Polyurethane Screens	Modular Systems			●	●	On request	On request	
	Polyurethane Screens	Trommel Screens			●	●	On request	On request	
	Polyurethane Screens	Steel reinforced panels			●	●	On request	On request	
	Polyurethane Screens	Dewatering Screens			●	●	On request	On request	
MAJOR EUROPE									
	FLEX-MAT High Vibration Wire Screen	hooked screen sections	stainless steel, Optimum Wire	all standard dimensions	●		0.5–100 mm	0.5–50 mm	
	FLEX-MAT High Vibration Wire Screen	modular panels	stainless steel, Optimum Wire	300 x 500 – 305 x 610 mm	●		0.5–40 mm	0.5–40 mm	
	Wire Screen	Fit	Spring steel	on request	●		6–65 mm		
	Wire Screen	Premium	Spring steel, optimum steel, stainless steel, galvanized steel, refractory stainless steel ...	on request	●		2–100 mm	1.6–200 mm	
METSO									
	Trellex 300 TS (Transversal Snap)	Modular System (Trellstep)	PU rubber (40–60 shore)	W = 300, L = 600 W = 300, L = 600	●		3–46 mm 3–75 mm	on request on request	flat or step configuration
	Trellex 300 LS (Longitudinal Snap)	Modular System	PU rubber (40–60 shore)	W = 300, L = 500, 610 W = 300, L = 500, 610, 700		●	3–44 mm 3–75 mm	on request on request	flat or step configuration
	Trellex 305 LS (Longitudinal Snap)	Modular System	PU rubber (40–60 shore)	W = 305, L = 610 W = 305, L = 610, 700		●	3–44 mm 3–75 mm	on request on request	flat or step configuration
	Trellex 305 PS	Modular System	PU and rubber	305 x 305	●	●	on request	on request	
	Trellex 610 MP (Mining Panels)	Modular System (bolted)	rubber (60 shore)	610 x 610	●	●	35–150 mm	on request	skid bars
	Trellex PCO (Panel Solutions)	Screen Panels	rubber (60 shore)	customised	●	●	4–150 mm	on request	skid bars
	Trellex PUS (Panel Solutions)	Screen Panels	PU or rubber	customised	●	●	on request	on request	
	Trellex TCO (Tensioned Solutions)	Tensioned Screens	PU or rubber	customised		●	on request	on request	with hooks
	Trellex TFX (Tensioned Solutions)	Tensioned Screens	rubber (40 shore)	customised	●		on request	on request	with hooks

SCREEN LININGS
Technical specifications

	Screening media	Type	Material	Dimensions	Single layer	Multi layer	Square opening	Rectangular opening	Others
NUBA SCREENING MEDIA									
	Industrial wire screen	Single/Double crimped screen; Crimped rectangular screen; Slotted (crimped) screen; Flat rectangular screen; Flat top screen	stainless steel, spring steel, special steels on request	on request	●	●	on request	on request	Declogging rods, Abrasion-resistant lining, Crusher wear and spare parts (jaw crusher wear, cone crusher wear impact mills wear ans spare parts), Conveyor belt scrapers, laboratory sieves, TN Decor, Architectural screens, Rubber accesories (profiles and bar rail liners, side plates, etc.) and Polyurethane accesories (Spray Nozzles, U and J Bolts, PU Lined tension plates, etc.)
	Self-cleaning Screen	Doblonda® – Rectonda® – Doblonec® – Medionda® – Multirecta®	stainless steel, spring steel, special steels on request		●				
	PU-Screens	Poliuflex® – TNFlex® – Tension Screens – Modular Systems (Pin & Sleeve, Indalo, Mixed, TN, Cascade, Three Point Fixing, U-Shape Profile, Multi Stub Fixing, Flat Screen Panel	Polyurethane 45°–90° Shore – Multishore panels						
	Rubber screens	Tension Screens – Steel Reinforced Panels	Rubber with fabric reinforcement						
	Perforated Plates	Tension screens – A x B Formats	carbon steel – abrasion resistant steel – stainless steel						
	Slotted wedge wire screens		stainless steel, special steels on request						
	Electro-welded screen	Tension screens – A x B Formats	carbon steel – stainless steel, special steels on request						
REMA TIP TOP AG									
	Rubber	REMASCREEN	punched rubber with fabric reinforcement	on request	●		●	●	Fastening systems, spray nozzles, traverse protection profiles and more
	PU		punched polyurethan, reinforced with stripes of fabric	on request	●		●	●	

**MOBILE SCREEN
COMBINED
OPERATION**

	Mobility				Transport data							Technical specifications										Material						
	Semi-mobile	Wheel-mounted	Track-mounted	Skid-mounted/ Container-mobile	Transport height [mm]	Transport width [mm]	Transport length [mm]	Transport weight [t]	Set-up time [h]	Travel speed [km/h]	Climbing ability [%]	Drive *	Required power [kW]	Working height [mm]	Working width [mm]	Working length [mm]	Feed hopper volume [m³]	Crushing system upstream	Functional principle	Screen surface [bxl] [mm x mm]	Open area [m²]	Total weight of screen [t]	Capacity [t/h]	No. of screen decks	Max. feed particle size [mm]	No. of possible product fractions	Product particle size(s) [mm]	
METSO																												
	Lokotrack ST2.3		●		2850	2280	11820	16.5		1.1	13°	DH	100	2440	1930		5.5			3040 x 1520		16.5	350	2	400	3		
	Lokotrack ST2.8		●		3560	3000	15630	26		0.7	15°	DE	100	3300	3000		11			4870 x 1520		26	600	2	600	3		
	Lokotrack ST3.8		●		3330	3000	18000	30		0.7	15°	DE	106	2315	4650		7.5			5480 x 1520		30	500	2	150	3		
	Lokotrack ST4.8		●		3560	3040	18000	32		0.7	15°	DE	106	2315	4650		7.5			5480 x 1520		32	500	3	150	4		
	Lokotrack ST4.10		●		3560	3040	19650	33		0.7	15°	DE	106	3390	4650		8			6060 x 1520		33	600	3	150	4		
	Nordtrack S2.5		●		3200	2500	13050	23 / 25 with apron feeder		1.14			DH	100	4020	12230	12650	6			Top: 3660 x 1370 Bottom: 3460 x 1370		23 / 25 with apron feeder	450	2		3	
	Nordtrack S2.11		●		3490	3020	16970	37.22 / 39.5 with apron feeder		1.14			DH	168	5080	14150	16700	11.5			Top: 6100 x 1830 Bottom: 5500 x 1830		37.22 / 39.5 with apron feeder	800	2		3	
	Nordtrack S3.7		●		3510	3000	16380	28		1.3			DH	100	5760	16090	17540	10			Top: 4270 x 1524 Bottom: 3660 x 1524		28	450	2		3	
	Nordtrack S3.9		●		3440	3000	18450	36.43		1.14			DH	100	6500	18280	19600	10			Top: 6100 x 1524 Bottom: 5490 x 1524		36.43	450	2		3	
	Nordtrack S4.7		●		3510	3240	16560	32		1.3			DH	100	5760	16090	17540	10			Top/mid: 4270 x 1524 Bottom: 3660 x 1524		32	600	3		4	
Nordtrack S4.9		●		3440	3240	18450	38.78		1.14			DH	100	6500	18280	19600	10			Top/mid: 6100 x 1524 Bottom: 5490 x 1524		38.78	600	3		4		
Nordtrack S4.12		●		3600	3700	19550	42.43		1.5			DH	168	6730	19470	20560	10			Top/mid: 6710 x 1830 Bottom: 6100 x 1830		42.43	800	3		4		
SANDVIK																												
	QA335		●		3400	3000	15300	26.5	0.5	0.8/1.5		DH	55–75	5900	16350	15900	4.3			3963 x 1524	Circular Motion	Pending Media	26.5	≤ 400	2+2	200	4	2–100
	QA441		●		3500	3000	18370	31.7	0.5	0.7/1.25		DH	75–98	6743	18720	18890	7.5			6096 x 1524			31.7	≤ 600	2+2	200	4	2–100
	QA441e		●		3500	3000	18370	31.7	0.5	0.7/1.25		DH/DE Hybrid	75–98	6743	18720	18890	7.5			6096 x 1524			31.7	≤ 600	2+2	200	4	2–100
	QA451		●		3550	3200	18370	33.9	0.5	0.7/1.25		DH	75–98	6480	17852	18802	7.5			6096 x 1524			33.9	≤ 600	3+3	200	5	2–100
	QA451e		●		3550	3200	18370	33.9	0.5	0.7/1.25		DH/DE Hybrid	75–98	6480	17852	18802	7.5			6096 x 1524			33.9	≤ 600	3+3	200	5	2–100

**MOBILE SCREEN
STANDALONE
OPERATION**

BACKERS MASCHINENBAU GMBH



	Mobility				Transport data							Technical specifications											Material					
	Semi-mobile	Wheel-mounted	Track-mounted	Skid-mounted/ Container-mobile	Transport height [mm]	Transport width [mm]	Transport length [mm]	Transport weight [t]	Set-up time [h]	Travel speed [km/h]	Climbing ability [%]	Drive *	Required power [kW]	Working height [mm]	Working width [mm]	Working length [mm]	Feed hopper volume [m³]	Crushing system upstream	Functional principle	Screen surface (bxt) [mm x mm]	Open area [m²]	Total weight of screen [t]	Capacity [t/h]	No. of screen decks	Max. feed particle size [mm]	No. of possible product fractions	Product particle size(s) [mm]	
Starscreen 2-ha				●	2680	2550	6800	11 *	5 min		Approx. 11°	D, DE, DH, E, EH	74.5	2680	5450/2550	9200/6800	2.5		rising	4200 x 1200	5.04	11**	120 m³/h***	1	150 without grid	2	5-80 (variable)	
Starscreen 2-hma	●			●	2680	2550	6800	12 *	5 min			D, DE, DH, E, EH	74.5	2680	5450/2550	9200/6800	2.5			4200 x 1200	5.04	12**	120 m³/h***	1		2		
Starscreen 2-hta		●		●	2680	2550	6800	13 *	5 min			D, DE, DH, E, EH	74.5	2680	5450/2550	9200/6800	2.5			4200 x 1200	5.04	13**	120 m³/h***	1		2		
Starscreen 2-ma	●				3950	2550	12800	18 *	5 min			D, DE, DH, E, EH	140	3950/3870	5770/2550	14160/12800	5			6700 x 1200	8.04	18**	200 m³/h***	1		2		
Starscreen 2-sa				●	3800	2550	12090	15 *	5 min			D, DE, DH, E, EH	140	3800/3000	5770/2550	14160/12100	5			6700 x 1200	8.04	15**	200 m³/h***	1		2		
Starscreen 2-ta		●			3950	2550	11982	20 *	5 min			Approx. 11°, adjustable via track-position	D, DE, DH, E, EH	140	3950/3300	4580/2550	14300/12100	5			6700 x 1200	8.04	20**	200 m³/h***		1		2
Starscreen 2-tb		●			3950	2550	11982	20 *	5 min				D, DE, DH, E, EH	140	3950/3300	6610/2550	12100	5			6700 x 1200	8.04	20**	200 m³/h***		1		2
Starscreen 2-ta17		●			3350	2990	11982	22 *	5 min				D, DE, DH, E, EH	140	3950/3300	6090/2990	14300/12100	7			6700 x 1700	11.39	22**	250 m³/h***		1		2
Starscreen 2-tb17		●			3350	2990	11982	22 *	5 min		D, DE, DH, E, EH		140	3950/3300	7890/2990	12100	7		6700 x 1700	11.39	22**	250 m³/h***	1	2				
Starscreen 3-ma	●				3950	2550	14720	22 *	5 min		Fine deck approx. 11° Coarse deck 10-15°	D, DE, DH, E, EH	140	3950	5770/2550	16220/14720	5		rising and coarse before fine	3200 x 1200/ 6700 x 1200	11.88 (3.84 + 8.04)	22**	250 m³/h***	2	500 with Grizzly-screen	3	5-80 (variable)	
Starscreen 3-mal	●				3950	2550	16620	25 *	5 min			D, DE, DH, E, EH	140	3950	5770/2550	18120/16120	5			5100 x 1200/ 6700 x 1200	14.16 (6.12 + 8.04)	25**	300 m³/h***	2		3		
Starscreen 3-mb	●				3950	2550	13660	22 *	5 min			D, DE, DH, E, EH	140	3950	5770/2550	13660	5			3200 x 1200/ 6700 x 1200	11.88 (3.84 + 8.04)	22**	250 m³/h***	2		3		
Starscreen 3-mbl	●				3950	2550	15800	25 *	5 min			D, DE, DH, E, EH	140	3950	5394/2550	15800	5			5100 x 1200/ 6700 x 1200	14.16 (6.12 + 8.04)	25**	300 m³/h***	2		3		
Starscreen 3-mtb	●	●	●		3950	2550	13660	28 *	5 min			D, DE, DH, E, EH	140	3950	5394/2550	13660	5			3200 x 1200/ 6700 x 1200	11.88 (3.84 + 8.04)	28**	250 m³/h***	2		3		
Starscreen 3-mtbl	●	●	●		3950	2550	15800	30 *	5 min			D, DE, DH, E, EH	140	3950	5394/2550	15800	5			5100 x 1200/ 6700 x 1200	14.16 (6.12 + 8.04)	30**	300 m³/h***	2		3		
Starscreen 3-mtbc	●	●	●		3950	2550	13660	30 *	5 min			D, DE, DH, E, EH	140	3950	5394/2550	13660	5			3200 x 1200/ 6700 x 1200	11.88 (3.84 + 8.04)	30**	200 m³/h***	1 + mixing unit (or 2)		3		
Starscreen 3-mta	●	●	●		3950	2550	14720	28 *	5 min			D, DE, DH, E, EH	140	3950	5770/2550	16220/14720	5			3200 x 1200/ 6700 x 1200	11.88 (3.84 + 8.04)	28**	250 m³/h***	2		3		
Starscreen 3-mtal	●	●	●		3950	2550	16620	30 *	5 min			D, DE, DH, E, EH	140	3950	5770/2550	18120/16620	5			5100 x 1200/ 6700 x 1200	14.16 (6.12 + 8.04)	30**	300 m³/h***	2		3		
Starscreen 3-mtac	●	●	●		3950	2550	16220	30 *	5 min			D, DE, DH, E, EH	140	3950	5770/2550	16220/14720	5			3200 x 1200/ 6700 x 1200	11.88 (3.84 + 8.04)	30**	300 m³/h***	1 + mixing unit (or 2)		3		
Starscreen 3-mtb17	●	●	●		3950	2990	16530	30 *	5 min			D, DE, DH, E, EH	140	3950	5834/2990	16530	8			3200 x 1500/ 6700 x 1700	16.19 (4.8 + 11.39)	30**	300 m³/h***	2		3		
Starscreen 3-mal17		●			3950	2990	16620	30 *	5 min			D, DE, DH, E, EH	140	3950	6210/2990	18150/16800	8			5100 x 1500/ 8100 x 1700	21.42 (7.65 + 13.77)	30**	300 m³/h***	2		3		
Starscreen 3-sb				●	3000	2550	14720	18 *	5 min			D, DE, DH, E, EH	140	3800/3000	5770/2550	16220	5			3200 x 1200/ 6700 x 1200	11.88 (3.84 + 8.04)	18**	250 m³/h***	2		3		
Starscreen 3-ta		●			3950	2550	16390	25 *	5 min			D, DE, DH, E, EH	140	3950/3700	5770/2550	16390/14390	5			3200 x 1200/ 6700 x 1200	11.88 (3.84 + 8.04)	25**	250 m³/h***	2		3		
Starscreen 3-tb		●			3950	2550	13660	25 *	5 min			D, DE, DH, E, EH	140	3950/3700	5394/2550	13660	5			3200 x 1200/ 6700 x 1200	11.88 (3.84 + 8.04)	25**	300 m³/h***	2		3		
Starscreen 3-tal		●			3700	2500	16120	30 *	5 min			Approx. 11°, adjustable via trackposition	D, DE, DH, E, EH	140	3950	5770	18120	5			5100 x 1200/ 6700 x 1200	14.16 (6.12 + 8.04)	30**	300 m³/h***		2		3

CITYEQUIP SIEHE JÜRGEN KÖLSCH GMBH



H6203 /R		●			3600	3200	19600	47.5	5.0		E	151	4750	16250	18550	8.2		elliptical motion	1950 x 6100		47.5	800	3	100	4	2-100
CityHorizon 6203	●				3000	3000	9840	18.7	8.0		E	30	4000	4400	9840	/			1950 x 6100		18.7	600	2 or 3	100	4	2-100

* Drive: D = diesel; DE = diesel/electric; DH = diesel/hydraulic; E = electric; H = hydraulic; EH = electric/hydraulic
 ** depends on equipment
 *** depending on specific weight

**MOBILE SCREEN
STANDALONE
OPERATION**

		Mobility				Transport data							Technical specifications											Material					
		Semi-mobile	Wheel-mounted	Track-mounted	Skid-mounted/ Container-mobile	Transport height [mm]	Transport width [mm]	Transport length [mm]	Transport weight [t]	Set-up time [h]	Travel speed [km/h]	Climbing ability [%]	Drive *	Required power [kW]	Working height [mm]	Working width [mm]	Working length [mm]	Feed hopper volume [m ³]	Crushing system upstream	Functional principle	Screen surface (bxl) [mm x mm]	Open area [m ²]	Total weight of screen [t]	Capacity [t/h]	No. of screen decks	Max. feed particle size [mm]	No. of possible product fractions	Product particle size(s) [mm]	
KLEEMANN GMBH																													
	KLEEMANN	MSS 802(i) EVO		●		3400	3000	15840	32-38.5				DH	94-98				9.1	●	2-deck screening unit	1550 x 4880		30	500	2	800x500x300	3		
		MSC 702(i) EVO		●		3400	3000	16525	30.5-38				DH	73				8	●	2-deck screening unit	1550 x 4500		30.5-38	350	2	100x160x60	3		
		MSC 703(i) EVO		●		3400	3200	16525	33.5-41				DH	73				8	●	3-deck screening unit	1550 x 4500		33.5-41	350	3	100x160x60	4		
		MSC 952(i) EVO		●		3385	3000	17960	33-40.5				DH	87-99				8	●	2-deck screening unit	1550 x 6100		33-40.5	500	2	100x160x60	3		
		MSC 953(i) EVO		●		3385	3200	17960	37-44.5				DH	87-99				8	●	3-deck screening unit	1550 x 6100		37-44.5	500	3	100x160x60	4		
METSO																													
	Metso	Lokotrack ST2.3		●		2850	2280	11820	16.5	1.1	13°	DH	100	2440	1930		5.5				3040 x 1520		16.5	350	2	400	3		
		Lokotrack ST2.8		●		3560	3000	15630	26	0.7	15°	DE	100	3300	3000		11				4870 x 1520		26	600	2	600	3		
		Lokotrack ST3.8		●		3330	3000	18000	30	0.7	15°	DE	106	2315	4650		7.5				5480 x 1520		30	500	2	150	3		
		Lokotrack ST4.8		●		3560	3040	18000	32	0.7	15°	DE	106	2315	4650		7.5				5480 x 1520		32	500	3	150	4		
		Lokotrack ST4.10		●		3560	3040	19650	33	0.7	15°	DE	106	3390	4650		8				6060 x 1520		33	600	3	150	4		
		Nordtrack S2.5		●		3200	2500	13050	23 / 25 with apron feeder	1.14		DH	100	4020	12230	12650	6				Top: 3660 x 1370 Bottom: 3460 x 1370		23 / 25 with apron feeder	450	2		3		
		Nordtrack S2.11		●		3490	3020	16970	37.22 / 39.5 with apron feeder	1.14		DH	168	5080	14150	16700	11.5				Top: 6100 x 1830 Bottom: 5500 x 1830		37.22 / 39.5 with apron feeder	800	2		3		
		Nordtrack S3.7		●		3510	3000	16380	28	1.3		DH	100	5760	16090	17540	10				Top: 4270 x 1524 Bottom: 3660 x 1524		28	450	2		3		
		Nordtrack S3.9		●		3440	3000	18450	36.43	1.14		DH	100	6500	18280	19600	10				Top: 6100 x 1524 Bottom: 5490 x 1524		36.43	450	2		3		
		Nordtrack S4.7		●		3510	3240	16560	32	1.3		DH	100	5760	16090	17540	10				Top/mid: 4270 x 1524 Bottom: 3660 x 1524		32	600	3		4		
		Nordtrack S4.9		●		3440	3240	18450	38.78	1.14		DH	100	6500	18280	19600	10				Top/mid: 6100 x 1524 Bottom: 5490 x 1524		38.78	600	3		4		
		Nordtrack S4.12		●		3600	3700	19550	42.43	1.5		DH	168	6730	19470	20560	10				Top/mid: 6710 x 1830 Bottom: 6100 x 1830		42.43	800	3		4		
PORTAFILL SIEHE JÜRGEN KÖLSCH GMBH																													
	PORTAFILL	MS 3		●		2595	2330	8901	11.5	0.10		DH	39	3550	10976	9968	3.3				1220 x 2400		11.5	200	2	200	4	2-190	
		MS 6		●		2907	2755	11899	23.5	0.5		DH	50	5100	13960	13200	4				1220 x 4900	depending on screening surface	23.5	300	2 or 3	200	5	2-100	
		MR 2		●		2970	2500	6150	11.0	0.10		DH	39	2862	2285	8760	direct feed				2540 x 2750		11.0	200	1	500	2	10-100	
		MR 5		●		2567	2273	9325	13.5	0.5		DH	40	3300	11424	10418	4				3712 x 2311		13.5	300	2	400	3	10-100	
POWERSCREEN SIEHE JÜRGEN KÖLSCH GMBH																													
	POWERSCREEN	CH400		●		3130	2500	10200	17	2.0		DH	55	4650	11350	11800	4				1220 x 2440		11.8	200	2	200	4	2-75	
		CH600		●		3200	2600	11800	20	3.0		DH	55	4700	12780	13500	4.6				1220 x 2440		13.5	200	2	200	4	2-75	
		CH1400		●		3361	2750	15400	25	3.0		DH	98	5100	16200	16200	7.5				1500 x 3300		16.2	300	2	250	4	2-90	
		CH1700		●		3415	3002	16000	29.4	3.0		DH	97	5837	17454	16610	8				1550 x 4880		29.4	40	2 or 3	250	5	2-90	
		CH2100X		●		3450	3000	18000	37.2	3.0		DH	98	6677	18245	19230	7.5				1550 x 6100		37.2	500	2 or 3	250	5	2-90	
		CH2100 Bivitec		●		3450	3000	18000	37.2	3.0		DH	97	6680	18245	19230	7.5				1550 x 5880		37.2	400	2	250	4	2-90	
		CH2200		●		3550	3000	19790	37.4	4.0		DH	97	7890	18300	20050	8				1550 x 3300	depending on screening surface	37.4	600	2	250	5	2-90	
		Powertrak 750		●		3200	2820	9430	19	0.5		DH	53	4270	2650	10500	5				2750 x 4500		19	600	1	500	2	10-100	
		W600		●		2550	2250	10980	12	0.5		DH	36.4	3180	10420	10540	3				1170 x 2340		12	280	2 or 3	400	3	6-75	
		W800		●		3090	2500	9220	16.7	0.5		DH	55	3920	14090	11110	3.1				1220 x 2770		16.7	280	2 or 3	400	3	6-75	
		W1200		●		2150	2250	10960	17	2.0		DH	49.4/54	4020	10360	11620	5				1200 x 3600		17	300	2	300	3	6-75	
		W1400X		●		3200	2750	14170	27.6	2.0		DH	90	4400	12590	14200	7				1250 x 3600		27.6	500	2 or 3	500	3	6-100	
		W1800		●		3390	2960	15380	30	3.0		DH	83	4200	12620	14450	6.8				2720 x 4400		30	600	2 or 3	500	3	6-120	
		W2100		●		3420	3000	16021	38	2.0		DH	97	4678	13592	16285	7				1550 x 4880		38	700	2	600	3	6-150	
		W2100 Spaleck		●		3400	3000	16020	34.3	2.0		DH	97	4500	13600	16300	7				Flip Flop		34.3	700	2 or 3	400	3	2-75	
		W2400		●		3600	3000	17333	46	4.0		DH	151	5197	15329	18469	10				elliptical motion		46	800	2 or 3	650	3	6-170	

* Drive: D = diesel; DE = diesel/electric; DH = diesel/hydraulic; E = electric; H = hydraulic; EH = electric/hydraulic
 ** depends on equipment
 *** depending on specific weight

**MOBILE SCREEN
STANDALONE
OPERATION**

	Mobility				Transport data								Technical specifications										Material					
	Semi-mobile	Wheel-mounted	Track-mounted	Skid-mounted/ Container-mobile	Transport height [mm]	Transport width [mm]	Transport length [mm]	Transport weight [t]	Set-up time [h]	Travel speed [km/h]	Climbing ability [%]	Drive *	Required power [kW]	Working height [mm]	Working width [mm]	Working length [mm]	Feed hopper volume [m ³]	Crushing system upstream	Functional principle	Screen surface (bxh) [mm x mm]	Open area [m ²]	Total weight of screen [t]	Capacity [t/h]	No. of screen decks	Max. feed particle size [mm]	No. of possible product fractions	Product particle size(s) [mm]	
SANDVIK																												
			●		3400	3000	15 350	26.5	0.5	0.8 / 1.5	25	DH	55	5900	16350	15900	6.6		Dual, Circular Motion	3963 x 1524	Pending media	26.5	≤ 400	2+2	200	4	2-100	
QA442			●		3500	3000	18490	33	0.5	0.7 / 1.25	20	DH	98	6200	19750	19050	11.3			6096 x 1524		31.8	≤ 600	2+2	200	4	2-100	
QA442e			●		3500	3000	18490	34	0.5	0.7 / 1.25	20	DH/DE	98	6200	19750	19050	11.3			6096 x 1524		33	≤ 600	2+2	200	4	2-100	
QA452			●		3600	3200	18370	40.2	0.5	0.7 / 1.25	20	DH	98	6900	19180	18910	11.3			6096 x 1524		36.7	≤ 600	3+3	200	5	2-100	
QA452e			●		3600	3200	18370	41.2	0.5	0.7 / 1.25	20	DH/DE	98	6900	19180	18910	11.3			6096 x 1524		38	≤ 600	3+3	200	5	2-100	
UF320E		●			4300	3000	16500	33	0.5			E	100 kVA	5300	13800	20200	n/a		Circular Motion	4290 x 1800		33	≤ 400	3	200	4	2-100	
QE141			●		3100	2700	8690	20	0.5	0.8 / 1.5	20	DH	55	3440	2730	11520	3.3			2200 x 3200		20	≤ 400	2	700	2	40-127	
QE241			●		3100	2500	9990	18.6	0.5	0.8 / 1.5	20	DH	55	3900	14200	12230	4.2			3352 x 1240		18.6	≤ 350	2	400	2 or 3	5-100	
QE342			●		3400	3000	14830	28.5	0.5	0.8 / 1.5	20	DH	75-98	4480	14550	15440	7.0			4700 x 1450		28.6	≤ 500	2	600	2 or 3	5-125	
QE342e			●		3400	3000	14830	30	0.5	0.8 / 1.5	20	DH/DE	75-98	4480	14550	15440	7.0			4700 x 1450		30	≤ 500	2	600	2 or 3	5-125	
QE442			●		3500	3200	16330	37	0.5	0.9 / 1.6	20	DH	96-110	4680	14560	16820	8.5			5480 x 1750		37	≤ 900	2	800	2 or 3	5-150	
QE442e			●		3500	3200	16330	39.9	0.5	0.9 / 1.6	20	DH/DE	96-110	4680	14560	16820	8.5			5480 x 1750		38.3	≤ 900	2	800	2 or 3	5-150	
QE442 Free Flow			●		3500	3200	16330	37.5	0.5	0.9 / 1.6	20	DH/DE	96-110	4680	14560	16820	8.5			Dual Motion		5398 x 1730	37	≤ 400	2	200	2 or 3	2-100
QE442e Free Flow			●		3500	3200	16330	40.2	0.5	0.9 / 1.6	20	DH/DE	96-110	4680	14560	16820	8.5					5398 x 1730	38.3	≤ 400	2	200	2 or 3	2-100

* Drive: D = diesel; DE = diesel/electric; DH = diesel/hydraulic; E = electric; H = hydraulic; EH = electric/hydraulic
 ** depends on equipment
 *** depending on specific weight

SUPPLIERS AND MANUFACTURERS



SUPPLIERS



CDE EUROPE GmbH
 Gewerbeparkstrasse 77 / Top 7
 8143 Dobl-Zwaring
 AUSTRIA
 Tel.: +43 316 231505
 bbecker@cdegroupp.com
 www.cdegroupp.com



**J.G.M.N. HENSEN QUARRY
EQUIPMENT**
 't Winkel 17a
 6027 NT Soerendonk
 NETHERLANDS
 Tel.: +31 495 5923-88
 Fax: +31 495 5923-15
 info@hensen.com
 www.hensen.com



JÜRGEN KÖLSCH GMBH
 Wildspitzstr. 2
 87751 Heimertingen
 GERMANY
 Tel.: +49 8335 9895-0
 Fax: +49 8335 9895-95
 info@koelsch.com
 www.koelsch.com

SCREENS

ALLGAIER | PROCESS TECHNOLOGY**ALLGAIER PROCESS TECHNOLOGY GMBH**

Ulmer Str. 75
73066 Uhingen
GERMANY
Tel.: +49 7161 301-175
Fax: +49 7161 34268
process-technology@allgaier-group.com
www.allgaier-process-technology.com

**BACKERS MASCHINENBAU GMBH**

Auf dem Bült 42
49767 Twist
GERMANY
Tel.: +49 5936 9367-0
Fax: +49 5936 9367-20
info@backers.de
www.backers.de

binder+co

we process the future

BINDER+CO AG

Grazer Str. 19-25
8200 Gleisdorf
AUSTRIA
Tel.: +43 3112 800-0
Fax: +43 3112 800-300
office@binder-co.at
www.binder-co.at

**DERRICK CORPORATION**

590 Duke Road
Buffalo, New York 14225
USA
Tel.: +1 716 683-9010
Fax: +1 716 683-4991
info@derrick.com
www.derrick.com

**GKM SIEBTECHNIK GMBH**

Felix Wankel Str. 11
74915 Waibstadt
GERMANY
Tel.: +49 7263 40972-0
Fax: +49 7263 40972-29
info@gkm-group.com
www.gkm-group.com

HAYER & BOECKER

DIE DRAHTWEBER

HAYER & BOECKER OHG, WIRE WEAVING DIVISION

Ennigerloher Str. 64
59302 Oelde
GERMANY
Tel.: +49 2522 30-8310
Fax: +49 2522 30-636
screens@haverboecker.com
www.haverboecker.com

HAYER & BOECKER

NIAGARA

HAYER NIAGARA GMBH

Robert-Bosch-Str. 6
48153 Münster
GERMANY
Tel.: +49 251 9793-0
Fax: +49 251 9793-156
info@haverniagara.com
www.haverniagara.com

Höft GmbH

Maschinen-Stahlbau-Fördertechnik

HÖFT GMBH

Maschinen – Stahlbau – Fördertechnik
Hauptstr. 38–40
04861 Torgau OT Mehderitzsch
GERMANY
Tel.: +49 3421 77303-0
Fax: +49 3421 77303-40
info@hoeftgmbh.de
www.hoeftgmbh.de



Material Handling

IFE AUFBEREITUNGSTECHNIK GMBH

Patertal 20
3340 Waidhofen an der Ybbs
AUSTRIA
Tel.: +43 7442 515-0
Fax: +43 7442 515-15
office@ife-bulk.com
www.ife-bulk.com

JOEST**JÖST GMBH + CO. KG**

Gewerbestr. 28–32
48249 Dülmen
GERMANY
Tel.: +49 2590 98-0
Fax: +49 2590 98-101
info@joest.com
www.joest.com

**JÜRGEN KÖLSCH GMBH**

Wildspitzstr. 2
87751 Heimertingen
GERMANY
Tel.: +49 8335 9895-0
Fax: +49 8335 9895-95
info@koelsch.com
www.koelsch.com

**KWATANI (PTY) LTD**

18 Belgrade Avenue
Aeroporto, Spartan Ext. 2
Kempton Park, 1619
SOUTH AFRICA
Phone: +27 11 923 9000
sales@kwatani.com
www.kwatani.com

**MAJOR EUROPE S.A.**

Rue des Gaillettes 9
4651 Herve-Battice
BELGIUM
Tel.: +32 87 6929-60
Fax: +32 87 6929-61
saleseurope@majorflexmat.com
www.majorflexmat.com

SCREENS

Metso**METSO GERMANY GMBH**

Grafenberger Allee 293
40237 Düsseldorf
GERMANY
Tel.: +49 800 353 6000
minerals.service.de@mogroup.com
www.metso.com/de

**AUGUST MÜLLER GMBH & CO. KG**

Berner Feld 15
78628 Rottweil
GERMANY
Tel.: +49 741 28020
service@august-mueller.com
www.august-mueller.com



Enjoy the Difference

RHEWUM GMBH

Rosentalstr. 24
42899 Remscheid
GERMANY
Tel.: +49 2191 5767-0
Fax: +49 2191 5767-111
info@rhefum.de
www.rhefum.com

**THE ROTEX GROUP**

Aston Lane North
Whitehouse Vale, Runcorn
Cheshire WA7 3FA
UNITED KINGDOM
Tel.: +44 1928 706-100
Fax: +44 1928 706-119
info-europe@rotex.com
www.rotex.com



www.russellfinex.com

RUSSELL FINEX NV

Zandvoortstraat 20
2800 Mechelen
BELGIUM
Tel.: +32 152-75919
Fax: +32 152-19335
sales.nv@russellfinex.com
www.russellfinex.com

**SANDVIK MINING AND CONSTRUCTION CENTRAL EUROPE GMBH**

Gladbecker Str. 427
45329 Essen
GERMANY
Tel.: +49 201 1785-300
Fax: +49 201 1785-800
smc.essen@sandvik.com
www.rockprocessing.sandvik

**SBM MINERAL PROCESSING GMBH**

Oberweis 401
4664 Oberweis
AUSTRIA
Tel.: +43 3612 2703-0
Fax: +43 3612 2703-8109
office@sbm-mp.at
www.sbm-mp.at

**SCREENING TECHNOLOGY CONSULTING OHG**

Pinnaubogen 66
25482 Appen
GERMANY
Tel.: +49 4101 23434
Fax: +49 4101 200818
info@stcserv.com
www.stcserv.com

**SIEBTECHNIK GMBH**

Platanenallee 46
45478 Mülheim/Ruhr
GERMANY
Tel.: +49 208 5801-00
Fax: +49 208 5801-300
sales@siebtechnik.com
www.siebtechnik-tema.com

**SPALECK GMBH & CO. KG**

Robert-Bosch-Str. 15
46397 Bocholt
GERMANY
Tel.: +49 2871 2134-0
Fax: +49 2871 2134-229
f-s@spaleck.de
www.spaleck.de

**SWECO EUROPE SA**

Rue du Commerce 21
1400 Nivelles
BELGIUM
Tel.: +32 67893-434
Fax: +32 67893-428
europe@sweco.com
www.sweco.com

**WEIR MINERALS EUROPE LTD**

Halifax Road
Todmorde, Lancashire OL14 5RT
UNITED KINGDOM
Tel.: +44 1706 298 476
Fax: +44 1706 815 350
europe.minerals@mail.weir
www.global.weir

SCREENING SURFACES



AKW Apparate + Verfahren GmbH
 Dienhof 26
 92242 Hirschau
 Germany
 Tel.: +49 9622 7039 0
 Fax: +49 9622 7039 376
 akwauv@akwauv.com
 www.akwauv.com



DERRICK CORPORATION
 590 Duke Road
 Buffalo, New York 14225
 USA
 Tel.: +1 716 683-9010
 Fax: +1 716 683-4991
 info@derrick.com
 www.derrick.com



GKM SIEBTECHNIK GMBH
 Felix Wankel Str. 11
 74915 Waibstadt
 GERMANY
 Tel.: +49 7263 40972-0
 Fax: +49 7263 40972-29
 info@gkm-group.com
 www.gkm-group.com



INELAS POLIURETANOS, SL
 Pol. Ind. Malpica – c/G n°38
 50016 Zaragoza
 SPAIN
 Tel: +34 976 571-095
 Fax: +34 976 571-190
 inelas@inelas.com
 www.inelas.com



ISENMANN SIEBE GMBH
 Am Storrenacker 26
 76139 Karlsruhe
 GERMANY
 Tel.: +49 721 6290-0
 Fax: +49 721 6290-70
 info@isenmannsiebe.de
 www.isenmannsiebe.de



JÜRGEN KÖLSCH GMBH
 Wildspitzstr. 2
 87751 Heimertingen
 GERMANY
 Tel.: +49 8335 9895-0
 Fax: +49 8335 9895-95
 info@koelsch.com
 www.koelsch.com



KÜPER GMBH & CO. KG
 Mettestr. 23
 44803 Bochum
 GERMANY
 Tel.: +49 234 93598-0
 Fax: +49 234 93598-22
 info@kuepergermany.com
 www.kuepergermany.com

Metso

METSO GERMANY GMBH
 Grafenberger Allee 293
 40237 Düsseldorf
 GERMANY
 Tel.: +49 800 353 6000
 minerals.service.de@mogroup.com
 www.metso.com/de



NUBA SCREENING MEDIA
 Calle Plasencia 35
 28935 Móstoles, Madrid
 SPAIN
 Tel.: +34 91 6160500
 Fax: +34 91 6165030
 international@nubasm.com
 www.nubasm.com



REMA TIP TOP AG
 Gruber Straße 65
 85586 Poing
 GERMANY
 Tel.: +49 8121 707-100
 Fax: +49 8121 707-222
 info@tiptop.de
 www.rema-tiptop.de



THE ROTEX GROUP
 Aston Lane North
 Whitehouse Vale, Runcorn
 Cheshire WA7 3FA
 UNITED KINGDOM
 Tel.: +44 1928 706-100
 Fax: +44 1928 706-119
 info-europe@rotex.com
 www.rotex.com



RUSSELL FINEX NV
 Zandvoortstraat 20
 2800 Mechelen
 BELGIUM
 Tel.: +32 152-75919
 Fax: +32 152-19335
 sales.nv@russellfinex.com
 www.russellfinex.com

SCREENING SURFACES



SANDVIK MINING AND CONSTRUCTION CENTRAL EUROPE GMBH
 Gladbecker Str. 427
 45329 Essen
 GERMANY
 Tel.: +49 201 1785-300
 Fax: +49 201 1785-800
 smc.essen@sandvik.com
 ROCKPROCESSING.SANDVIK



SCREENING TECHNOLOGY CONSULTING OHG
 Pinnaubogen 66
 25482 Appen
 GERMANY
 Tel.: +49 4101 23434
 Fax: +49 4101 200818
 info@stcserv.com
 www.stcserv.com



SWECO EUROPE SA
 Rue du Commerce 21
 1400 Nivelles
 BELGIUM
 Tel.: +32 67893-434
 Fax: +32 67893-428
 europe@sweco.com
 www.sweco.com



VELOFA LOCHBLECHE GMBH
 Karlstr. 12 a
 45739 Oer-Erkenschwick
 GERMANY
 Tel.: +49 2368 54534
 Fax: +49 2368 57782
 info@velofa.de
 www.velofa.de

WEAR



ABRASERVICE DEUTSCHLAND GMBH
 Ronsdorfer Str. 24
 40233 Düsseldorf
 GERMANY
 Tel.: +49 211 99550-0
 Fax: +49 211 99550-200
 a.deutschland@abraservice.com
 www.abraservice.de



REMA TIP TOP AG
 Gruber Straße 65
 85586 Poing
 GERMANY
 Tel.: +49 8121 707-100
 Fax: +49 8121 707-222
 info@tiptop.de
 www.rema-tiptop.de



JÜRGEN KÖLSCH GMBH
 Wildspitzstr. 2
 87751 Heimertingen
 GERMANY
 Tel.: +49 8335 9895-0
 Fax: +49 8335 9895-95
 info@koelsch.com
 www.koelsch.com



SANDVIK MINING AND CONSTRUCTION CENTRAL EUROPE GMBH
 Gladbecker Str. 427
 45329 Essen
 GERMANY
 Tel.: +49 201 1785-300
 Fax: +49 201 1785-800
 smc.essen@sandvik.com
 ROCKPROCESSING.SANDVIK



KÜPER GMBH & CO. KG
 Mettestr. 23
 44803 Bochum
 GERMANY
 Tel.: +49 234 93598-0
 Fax: +49 234 93598-22
 info@kuepergermany.com
 www.kuepergermany.com



SCREENING TECHNOLOGY CONSULTING OHG
 Pinnaubogen 66
 25482 Appen
 GERMANY
 Tel.: +49 4101 23434
 Fax: +49 4101 200818
 info@stcserv.com
 www.stcserv.com

Metso

METSO GERMANY GMBH
 Grafenberger Allee 293
 40237 Düsseldorf
 GERMANY
 Tel.: +49 800 353 6000
 minerals.service.de@mogroup.com
 www.metso.com/de

ANALYSIS/LABORATORY SIEVES



WHEN PARTICLE SIZE MATTERS

ENDECOTTS LIMITED
9 Lombard Road
London, SW19 3UP
UNITED KINGDOM
Tel.: +44 208 542 8121
sales@endecotts.com
www.endecotts.com



GKM SIEBTECHNIK GMBH
Felix Wankel Str. 11
74915 Waibstadt
GERMANY
Tel.: +49 7263 40972-0
Fax: +49 7263 40972-29
info@gkm-group.com
www.gkm-group.com



NEXOPART GMBH & CO. KG
a Haver & Boecker and
Hosokawa Alpine Company
Ennigerloher Str. 64
59302 Oelde
GERMANY
Tel.: +49 2522 590840
info@nexopart.com
www.nexopart.com



RETSCH GMBH
Retsch-Allee 1-5
42781 Haan
GERMANY
Tel.: +49 2104 2333-100
Fax: +49 2104 2333-199
info@retsche.com
www.retsche.com



RHEWUM GMBH
Rosentalstr. 24
42899 Remscheid
GERMANY
Tel.: +49 2191 5767-0
Fax: +49 2191 5767-111
info@rhefum.de
www.rhefum.com



THE ROTEX GROUP
Aston Lane North
Whitehouse Vale, Runcorn
Cheshire WA7 3FA
UNITED KINGDOM
Tel.: +44 1928 706-100
Fax: +44 1928 706-119
info-europe@rotex.com
www.rotex.com



SIEBTECHNIK GMBH
Platanenallee 46
45478 Mülheim/Ruhr
GERMANY
Tel.: +49 208 5801-00
Fax: +49 208 5801-300
sales@siebtechnik.com
www.siebtechnik-tema.com



SWECO EUROPE SA
Rue du Commerce 21
1400 Nivelles
BELGIUM
Tel.: +32 67893-434
Fax: +32 67893-428
europe@sweco.com
www.sweco.com

ACCESSORIES



Equipment + Process Design

AKW Apparate + Verfahren GmbH
Dienhof 26
92242 Hirschau
Germany
Tel.: +49 9622 7039 0
Fax: +49 9622 7039 376
akwauv@akwauv.com
www.akwauv.com



FRIEDRICH SCHWINGTECHNIK GMBH
Am Höfgen 24
42781 Haan
GERMANY
Tel.: +49 2129 3790-0
Fax: +49 2129 3790-37
info@friedrich-schwingtechnik.de
www.friedrich-schwingtechnik.de

HAYER & BOECKER



HAYER NIAGARA GMBH
Robert-Bosch-Str. 6
48153 Münster
GERMANY
Tel.: +49 251 9793-0
Fax: +49 251 9793-156
info@haverniagara.com
www.haverniagara.com



JÜRGEN KÖLSCH GMBH
Wildspitzstr. 2
87751 Heimertingen
GERMANY
Tel.: +49 8335 9895-0
Fax: +49 8335 9895-95
info@koelsch.com
www.koelsch.com



KÜPER GMBH & CO. KG
Mettestr. 23
44803 Bochum
GERMANY
Tel.: +49 234 93598-0
Fax: +49 234 93598-22
info@kuepergermany.com
www.kuepergermany.com

Metso

METSO GERMANY GMBH
Grafenberger Allee 293
40237 Düsseldorf
GERMANY
Tel.: +49 800 353 6000
minerals.service.de@mogroup.com
www.metso.com/de



OLI VIBRATIONSTECHNIK GMBH
Londoner Straße 22
65552 Limburg a.d. Lahn
GERMANY
Tel.: +49 6431 97136-0
Fax: +49 6431 97136-29
oli@oligmbh.de
www.oligmbh.de



ROSTA AG
MASCHINENKOMPONENTEN
Hauptstr. 58
5502 Hunzenschwil
SWITZERLAND
Tel.: +41 62 8890400
Fax: +41 62 8890499
info.ch@rosta.com
www.rosta.com



STEINHAUS GMBH
Platanenallee 46
45478 Mülheim/Ruhr
GERMANY
Tel.: +49 208 5801-01
Fax: +49 208 5801-500
sales@steinhaus-gmbh.de
www.steinhaus-gmbh.de



SWECO EUROPE SA
Rue du Commerce 21
1400 Nivelles
BELGIUM
Tel.: +32 67893-434
Fax: +32 67893-428
europe@sweco.com
www.sweco.com

AT CRUSHING TECHNOLOGY

Advertising closing date:
26.10.2023

Publication date:
20.11.2023

Issue 2024

www.AT-minerals.com

FREE DOWNLOAD
www.at-minerals.com



www.AT-minerals.com

CRUSHING TECHNOLOGY

Comprehensive technical data of
crushers for a wide range of
applications

2023

Special edition of AT MINERAL PROCESSING



The **AT CRUSHING TECHNOLOGY** supplement is an essential source of information for your investment decisions. This comprehensive product survey presents tabular overviews of stationary and mobile crushers (impact crushers, cone crushers, e.g.) – **free of charge.**